



EAGLES RAPS
TOGETHER WE SOAR

ANNUAL REPORT JUNE 2015

PRESIDENT'S REPORT

2014 – 2015

The start of this financial year was one of trepidation and worry, we were going into the year knowing that our future was bleak. Our association with Marist Youth Care was coming to an end due to the cessation of the Youth Connections program. Sal and Scott both dug in to ensure that those of our kids who could finish would be completing their studies by the end of the year in anticipation of closing the doors on Eagles RAPS.

Just when we thought all was lost, St George Foundation brought us back to life with a grant of \$49,386. We also received several other grants (which are all acknowledged in "Fundraising" below) and a substantial sum of money from the proceeds of the "Bobbo" the cycling event run by the Rotary clubs of Ku-ring-gai, Turramurra, Wahroonga and St Ives, which delayed the closing somewhat and gave us further opportunities to raise the funds we needed to continue operating.

Our good friend Adjunct Professor Dr Jim Taggart OAM DBA JP came on board at this time to see if a major fund raiser could be organised in a short time. The result was that a fundraising event was held in April 2015 with a final result exceeding even the wildest estimate Sal and I had come up with. With the help of numerous people the event was one which not only raised money for Eagles but more importantly put us in touch with a lot of people who are now good friends of Eagles and great supporters.

In May, we received an extra bonus when V8 Supercar Champion, Mark ("Frosty") Winterbottom announced that he was going to adopt Eagles RAPS Inc as his official charity. As ambassador he will be visiting the students at Eagles RAPS Inc. as well as assisting in fund-raising. Not only is he a celebrity, but he is an incredibly nice young man who grew up in Doonside, and is wanting to give back to his community. We are honoured to have him on board.

Eagles RAPS Inc. is now catching up with the times with the development of a brand new WEB page and the replacement of the old logo with a vibrant new one. This work was done by the beautiful people from the Brand Manager and special thanks go to Tony and Maria for choosing Eagles as their charity project for this year.

It is blatantly obvious that for Eagles to continue to move forward and grow we need to foster relationships with people who are willing to go the distance and advocate on our behalf. These people also need to see Eagles giving to the community by way of continuing the valuable work we do with young people who would otherwise end up on the scrap heap of life with little or no future.

I would like to personally and on behalf of Eagles RAPS Inc. thank all those who have yet again jumped in and help make this group what it is today. There are too many people to mention, but I'm sure you all know what involvement you have had in this. With your continued help and personal support I am convinced that Eagles RAPS will continue to flourish and work with those who need us. I particularly want to thank all those on both the Fund Raising Committee and the Management Committee for their efforts during the year and Scott and Sally for the work they put in to support the young people of Western Sydney

Best regards,

Marten Wynd
President
Eagles RAPS Inc.

THE MANAGEMENT COMMITTEE

EXECUTIVE COMMITTEE



Marten Wynd – President



Benjamin Hourn – Secretary



Robyn Moir – Vice President



Mark Dent – Finance Manager



Sally Wynd – Service Manager

MANAGEMENT COMMITTEE



Scott Dent – Education Programmes Manager



Cathy Dent



Paul Edinborough



Kylie Henman

SERVICE MANAGER'S REPORT ANNUAL REPORT 2014-2015

2014-2015 has been one of our most difficult years. September 2014, saw the final payment received from Marist Youth Care under the Youth Connections programme and by December, with nothing "in the wind" as far as future financing was concerned we faced the serious dilemma of the possibility of winding up Eagles.

It was with sadness that we ended the relationship with Marist Youth Care as we had partnered with them in delivery of the education programme for four years very successfully. I would like to take this opportunity to thank Caroline Bateson, and all at MYC for their support.

In term 4 of 2014, we made the heart-wrenching decision to turn referrals away as we did not believe it was ethical to take young people on without the certainty of being able to complete their courses with them. Despite a huge effort to attract funding, by March we were ready to "call it a day", when St George Foundation threw us a lifeline in the form of a grant for \$49,386.00. This was quickly followed by three small grants of \$10,000.00 and we were "alive" once more. This enabled us to survive until 13 April 2014, which saw us raise over \$40,000 with a lot of help from our friends, who are acknowledged later in this report.

Once again, the Bobbin Head Bike Classic raised much-needed funds for us. The event is very well organised by four Rotary Clubs: Ku-ring-gai, St Ives, Turramurra and Wahroonga, and this is the second year that we have been a recipient of a proportion of the funds raised. This year it raised us \$27,500. I would like to thank the four Rotary Clubs for their ongoing support and congratulate them on a very well-organised event which resulted in a wonderfully pleasant day.

Despite the very uncertain start to the year, the Association made a surplus of \$90,054.35 – our biggest surplus ever. This was primarily facilitated through the very generous fund-raising of our new fund-raising board, chaired by Adjunct Professor, Dr Jim Taggart, OAM DBA JP, the Bobbin Head Bicycle Classic and various grants. The total income for the year was \$304,655.65 (\$225,934.64 in 2014). The majority of our funding (\$100,000.00) came from Marist Youth Care under the Youth Connections funding agreement. We also received \$10,000.00 from the Department of Family and Community Services, \$10,000.00 from the Westpac Foundation and \$35,673.00 from the Department of Education and Communities under the Community Building Partnership (CBP) Funding programme. The CBP funding was attained to renovate the youth centre, including a new kitchen, new windows in the main room and the kitchen/bathroom, landscaping and new carpet for the main room. Discussions are currently being held with Blacktown City Council to plan these renovations and start the work. Fund-raising events, gifts and donations raised us a further \$95,898.40 and interest income was \$1,232.68.

Total expenses for the year were \$214,601.30 (\$214,156.71 in 2014). Our biggest expense was salaries and on-costs for the Education programme \$159,722.70 and total expenses for the education programme were \$173,807.60. Total administration costs were \$32,509.03, which was down slightly on 2014 - \$35,451.04. This can mainly be attributed to the quieter 4th term in 2014, when we stopped new enrolments early. There were no significant changes in the expenses between 2014 and 2015.

Total Member's Funds at the end of the year was \$133,726.12

Education Programme

For the most part, I will leave the reporting on the Education Programme for Scott to cover in his report, as he has worn the brunt of the uncertainty and confusion over changes to the Tafe system and the new Smart and Skilled Programme introduced by the government. It has had him totally frustrated at times, and all credit to him for his perseverance in understanding the changes and implementing the procedures required to cope with the changes.

As stated above, our enrolments “hiccupped” at the end of 2014 when we stopped intake due to the financial uncertainty of the organisation, however, we are running strong again and referrals are coming in at a constant rate.

Scott has done a marvellous job in communicating with our stakeholders amongst these changes. It was not an easy task as OTEN-Tafe kept “moving the goal posts”. It was an exasperating time for Scott as he constantly had to go back to schools, HSLO’s and other services to explain that the information he had given them a week previously, was now all wrong. And, it didn’t happen just once or twice. For a while there, the goal posts were moving more often than most football players. Thank you, Scott, for your patience and perseverance.

Networks

OTEN-Tafe remain our major partner in delivering the education programme. The Outreach Department in particular, continue to support us and have, themselves, waded through the immense changes brought about by Smart and Skilled. We thank them for their continued support.

The Rotary Club of Blacktown once again presented some of our students with Certificates of Excellence. Congratulations to Benjamin Browne, Justine Roos, Karley Tyrrell and Tiffany Pollard for being recipients of these awards, and a huge thank you to the Rotary Club for making this an important occasion each year for the recipient students.

Scott has continued to improve communications and processes with local schools and the relationship with many schools continues to strengthen.

Blacktown City Council continue to support us in providing the premises. This year they have also offered us immense support in fund-raising ventures and improvements to the youth centre. We pass our sincere thanks on to Mayor Stephen Bali, all other Councillors and Tony Barnden, in particular for their ongoing support and assistance.

We continue to work closely with other youth services in the area and have a two-way referral process with many of them. The well-being of young people can be best catered to by a group of organisations, rather than one organisation trying to be the be all and end all of youth work. We appreciate the collaboration of all the other services that we continue to work with.

Fundraising


In March 2015, the majority of the committee members, and friends, arrived at Turramurra very early in the morning to assist in the marshalling at the Bobbin Head Bike Classic. This was the second year that the Rotary clubs selected Eagles RAPS Inc as a beneficiary of the classic. Although the start was early, the day was very enjoyable and most of the bike riders were very friendly and appreciative of the assistance given by the marshals. We received \$27,500.00 from the Classic, which continues to grow in the number of competitors. The event is a credit to the Rotary Clubs who organise it.

The Fair Go for the West awards, sponsored by The Daily Telegraph, were held in March 2015, and Eagles won first prize in the Community Services category.



The Fair Go For the West awards presentation

This was accompanied by a trophy and a \$10,000.00 cheque.



Justine and Kellyann with the Fair Go for the West trophy

This year we were very lucky to have Dr Jim Taggart create a fund-raising board to assist us. We thank Jim for the amazing job he has done in rallying support and subsequently funds for the organisation.

In April 2015, under Jim's supervision, we ran a very, very successful fund-raising event at Lily's Restaurant, Seven Hills. The event was hosted by Jim and Tony Eades from The Brand Manager, and everybody had a great time.

The event was a success from all perspectives. Excellent entertainment was provided by Sydney Youth Jazz, Higgins Academy of Irish Dance and Victoria Avenue. Raffles were drawn, games were played and an auction was held. \$40,262.55 was raised on the night.



Photo: Western Sydney Business Access

An exciting part of the evening was the launch of our new logo and website, designed by Tony and Maria Eades and their team at The Brand Manager. Tony and Maria have kindly donated their services this year to improve our image and promote our service and have done an amazing job that we could never thank them enough for.



THE FUND RAISING BOARD



Adjunct Professor Dr Jim Taggart OAM DBA JP



David Pring



Tony and Maria Eades



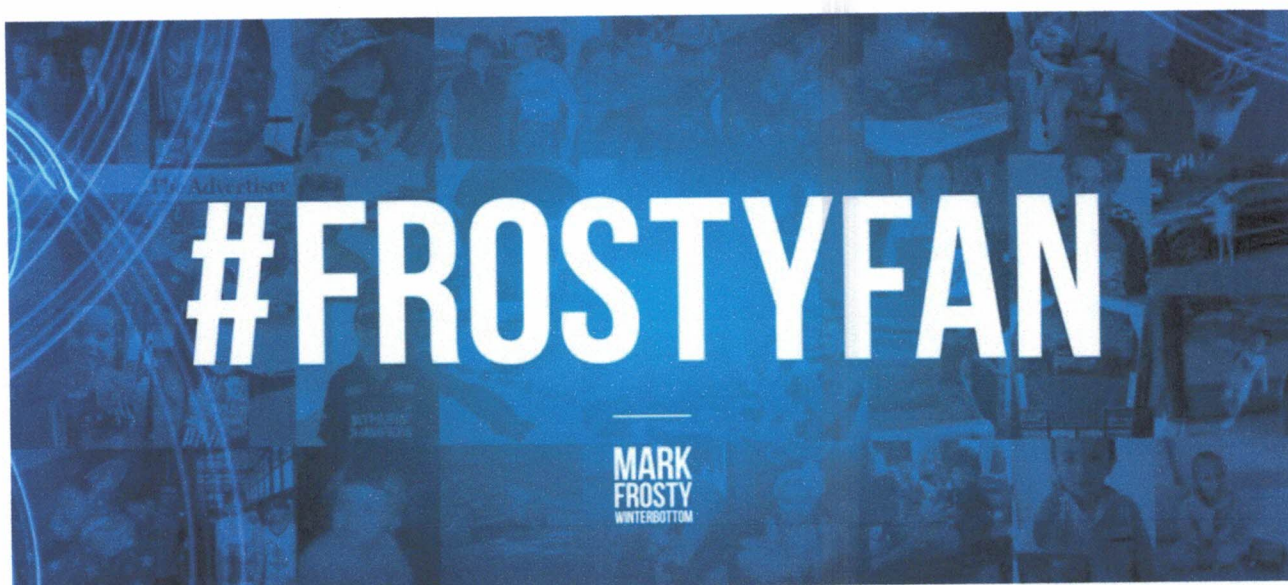
Joe Russo




John Glover



Kevin Oldfield & Livia Janovic



MARK WINTERBOTTOM



In March, we contacted Bunnings to see what they could do to help us out in regard to fund-raising. We spoke to a woman in their PR department in Canberra and she gave us the name of the store manager for the new store at Reservoir Road, Blacktown which was to open the following day. She mentioned that there would be all sorts of activities at the store for its grand opening, including a visit from V8 Supercar champion, Mark Winterbottom who was to do the official opening.

I had known Mark many years ago, when I lived down the road from him in Doonside, and I used to babysit him. He was the same age as my kids, and the two families were often together and I decided to ask for his help. I had not seen him since he was about 8-9 years old.

As luck would have it, traffic was mayhem that morning and I arrived late at Bunnings, just as Mark was to announce the store open. I caught up with him and asked him if he remembered me and he

said, "I know the face". Very quickly and briefly, I explained who I was and told him about the youth centre. Time did not permit me to tell him much more than the fact that Eagles RAPS Inc. existed. I said to him, "We need your help". He was being ushered away by his media team and did not have time to talk but quickly gave me his email address.

That evening, I sent an email to him explaining that Eagles had lost its funding. The next day I had a reply from his beautiful wife and manager, Renee. She asked a lot of questions and conversations and emails ensued over the next few days.

On 24th May 2015, on the V8 Supercars show, Mark announced that he would adopt Eagles as his official charity. He sent a video to show the students, encouraging them to work hard and promising to give them tickets to the races if they showed commitment to their studies.

As Ambassador, Mark will assist in fund-raising, but more importantly, he has agreed to visit the youth centre when he is in Sydney for races (he now lives in Melbourne).

We are very proud to have Mark as our ambassador, not because he is currently the V8 supercar champion, not because he is famous, but because he is from Doonside and has not forgotten where he came from. His family were not rich, and it was not easy for him to become a champion, but perseverance, hard work and following a dream paid off for him.

His visits to the centre will be invaluable, as he can speak to the young people as nobody else could. We cannot thank Mark and Renee enough for their support and I doubt they will ever know how valuable it is to the young lives we support.



Future Plans

There is no debating that sustainability is our number one priority going forward. They say that every cloud has a silver lining, and I'm not sure that I totally agree with that, however, I do think we may have found a shimmery sort of grey lining on our cloud. The loss of funding has pushed us out of our comfort zone and made us look at other possibilities in regard to the service we deliver to young people.

We have met some wonderful people through our efforts to stay afloat, and we are currently talking to people about partnerships in courses that would possibly be more value to the young people in seeking employment.

At this point, we are not sure of the direction we will be taking, but I can say that the options that are opening up to us are looking very promising.

Sally Wynd
Services Manager

OUR SUPPORTERS



Sharon Cranswick
Rob Kemp
NSW Dept. of Education and
Communities
Alan Pendleton
Danny Wilson

Susan Hilder
Gailsusan Moore
NSW Dept. of Family and Community
Services
Elizabeth Pizzardi
Ray and Fay

EDUCATION PROGRAMS MANAGER

ANNUAL REPORT 2014-15

Introduction

2014 – 15 has been a different year. In October 2014 we greatly reduced and resisted new enrolments due to the uncertainty of our ability to financially support the education programme in 2015. We applied and were unsuccessful in our application for Links to Learning and it became evident there would be no government support for our programme.

Despite this the calendar year ended well, and it was a successful academic year for our students.

2015 started tentatively again with concerns over our capacity to financially cover commitments of service to the students. It was perhaps a blessing in disguise as changes to the TAFE system threw us about and it took some time to get our heads around new processes.

By the start of term 2 we were back to being able to operate at full capacity, referrals and enrolments were back to a steady flow and the outlook was positive.

Trends

Apart from the obvious decline in population due to uncertainty at the end of the 2014 schooling year there have not been too many significant trends. There has been a shuffle in referral source as certain other services were at times misinformed on the status of our programme. Clear communication has been restored and Schools, Juvenile Justice, FaCS, remain our major referral sources.

The following can be said of our students for the year 2014 – 2015

- 36% (52%) Female / 33% (48%) Male
- Average age at time of enrolment: 15
- Age Range 14-23
- Average period of engagement: 38 weeks
- Reasons for disengagement:
 - 6% (9%) Return to Mainstream School
 - 20 % (29%) Course completion, Work / Looking for Work
 - 3% (4%) Unknown / Lost contact
 - 40% (58%) Still engaged
- 9% (13%) ATSI

The unknown / lost contact statistic is a lower percentage this year compared to previous years and this can be attributed to our ability to follow up on non attendance with parents and support networks in a more timely fashion, we also had a number of students who we found a manipulated programme for which may not have been possible if the group was as large as previous years.

What we can take from this change is that perhaps the ideal population of the School Program is around 90-100 for the year. ie. higher than this year's 69 but less than previous years' 125-140.

HSC Group

The HSC group for calendar year 2014 consisted of Edward and Justine.

Edward completed his HSC and was extremely proud to receive his Certificate at the end of the year. Justine completed year 11 but in 2015 changed direction and took on a hairdressing Traineeship.

The current HSC group consists of 3 girls, Kelly, Shannon and Dakota who are all currently in year 11. They show a lot of promise and also seem to provide each other with a great deal of support.

Extracurricular

Students enjoyed our Christmas party in December 2014, it was attended by a record number of little kids who attended with their Mums and Aunties (students). We had a great traditional Christmas feed and a fun afternoon.

We also had special guests Mayor Stephen Bali, Jim Taggart OAM, and David Pring from KPMG attend to show their support for the kids and the Program alike.

We have some exciting events planned for later this year including:

- A V8 supercar experience for up to 9 students in term 3
- A trip to a GWS giants home game for up to 12 students in term 3
- A Trip to Canberra in Term 4
- Sports day Term 3 and 4

Rotary Awards

Eagles were once again afforded the opportunity to award some of our students with Rotary Certificates for Excellence. Congratulations to Benjamin Browne, Justine Roos, Karley Tyrrell and Tiffany Pollard for your excellent academic results but also the personal development that you showed, making you worthy of the award and the recognition that goes with it.

The Future

2015 is turning into a really successful year. We have been able to increase the referral intake and the program has a wonderful inclusive culture.

While this year the program has continued in much of the same model (apart from some changes to TAFE systems and protocols), we are on the verge of many possible program direction changes.

- We are currently investigating the possibility of becoming an RTO.
- We are developing an 'underage' program aimed at year 7 and 8 students who are currently enrolled in school but need intense literacy and numeracy support.
- We will reassess the courses that are currently offered as the year 10 equivalent
- We will reassess the need to provide industry based courses as well.
- We constantly respond to demographic trends and changes to accommodate for the Program population
- We continue to build a network of transition options for students once they have completed their course with us, including further study and employment.

Conclusion

Our Education Program changes lives, and there is no drama or exaggeration in that statement. I feel blessed to have the opportunity to carry out the Program year after year, and it wouldn't be possible without the support of the Management Committee and the Fundraising Committee. For all of those involved I thank you greatly on behalf of the students and myself for making it possible to give our kids the tools to control their lives.

Scott Dent
Education Programs Manager



WHY?


Like many businesses we'd love to donate \$20,000 or more to a charity that we are passionate about, but unfortunately that's often not financially possible. So earlier this year we realised there was another way. Here's what we did ...

The issue of youth suicide is something that touched us deeply and knowing there was a place, a team of people who could help young people in this situation is something we wanted to be part of. Although we could not give them a cash donation of \$20,000 we realised we could give them greater value through our services and expertise that could help them help others. This year we chose to support the great team at Eagles RAPS and it has been one of the most rewarding and gratifying experiences we have been involved in. We would love to see other companies do the same - what a difference that would make to the world!




To begin the process, Eagles RAPS needed a new logo, a new brand. The original logo had a lot of sentimentality behind it - it was a symbol of freedom and something that Marten and Sally (president/service manager of Eagles RAPS) truly admired. The new logo took this and adapted it to something that was more in line with today's market. The brand stands for safety, security, strength and striving to a higher level. The new tag line, "together we soar" is what we believe Eagles RAPS does hand-in-hand with the young people they work with - takes them to a new place where they can be the best they are and strive high for success. Also in supporting them, alongside many others in our community, we too soar together.

The next part of the process was to expand the brand into a website - something they needed urgently. The website was designed around making Eagles RAPS attractive to the corporate market but keeping it accessible and relevant for young adults to find information and research the services of Eagles RAPS. We wanted the website to be positive and inspirational - keeping content encouraging and motivational as well as have options that made it easy for people to donate, get involved or just learn a little more about the organisation.



'ONE IN A MILLION CAMPAIGN'

Our concept for the campaign is based on the fact that the children who come through Eagles RAPS should be seen as 'one in a million'. Each child is unique, special and valuable to our community. The campaign is set to raise \$1million to make Eagles RAPS sustainable for the next five years and more. It is ongoing and will be the main focus of BrandManager for Eagles RAPS over the next year.



**EAGLES RAPS INC.
FINANCIAL REPORTS
FOR THE YEAR ENDED
30 JUNE 2015**

COMMITTEE'S REPORT

Your committee members submit the financial statements of Eagles RAPS Inc. for the financial year ended 30 June 2015.

COMMITTEE MEMBERS

The names of committee members throughout the year and at the date of this report are:

Marten Wynd
Mark Dent
Paul Edinborough

Robyn Moir
Cathy Dent
Kylie Henman

Benjamin Hourn
Scott Dent
Sally Wynd

PRINCIPAL ACTIVITIES

The Principal Activities of the association during the financial year was to act as a suicide prevention agency.

SIGNIFICANT CHANGES

No significant change in the nature of these activities occurred during the year.

OPERATING RESULT

The Surplus from ordinary activities amounted to

\$90,054.35

Signed in accordance with a resolution of the Members of the Committee.


.....
M. WYND – PRESIDENT


.....
B. HOURN - SECRETARY


.....
M. DENT – FINANCE MANAGER

EAGLES RAPS INC

**INCOME AND EXPENDITURE STATEMENT
FOR THE YEAR ENDED 30 JUNE 2015**

2014 \$		Note	2015 \$
	INCOME	1	
141.74	Discount Received		465.57
21,633.00	Gifts		3,500.00
	Fund Raising Income		
	Donations	50,778.24	
	Fund Raising Events	33,716.01	
	Fund Raising Dinner	7,904.15	92,398.40
200,000.00	Grants		205,059.00
1,719.90	Interest		1,232.68
40.00	Membership Fees		-
2,400.00	FBT Employee Contribution		2,000.00
225,934.64	Total Income		304,655.65
	COST OF GOODS SOLD		
225,934.64	Gross Profit		304,655.65
	EXPENDITURE		
	Service Expenses		
635.00	Direct Services		
	Distance Education Expenses		
78.67	Cleaning	102.03	
970.72	Computer Software & Accessories	18.14	
656.67	Consumables	235.26	
8,259.50	Enrolment Fees	5,080.90	
1,526.16	Internet Usage	1,534.64	
76.05	Postage	6.54	
1,205.74	Printing	999.29	
195.89	Reference Material	-	
64.46	Repairs & Maintenance	-	
752.13	Special Events	580.32	
1,979.63	Stationery	2,409.87	
3,009.27	Telephone	3,072.50	
1,921.87	Travel	45.45	
139,188.05	Wages & Salaries - Education Programme Employees	140,744.50	
12,598.20	Superannuation - Education Programme Employees	13,510.43	
2,144.27	Annual Leave Provision - Education Programme Employees	524.24	
2,866.54	Long Service Leave (Provision) - Education Programme Employees	3,056.18	
490.79	Leave Loading (Provision) - Education Programme Employees	1,887.31	
28.53	Miscellaneous Expenses	-	
178,013.14		173,807.60	
18.22	Repairs & Maintenance Youth Centre	-	
-	Youth Centre Improvements	116.36	
178,666.36	Total Service Expenses		173,923.96
	Fund Raising Expenses		
-	Fund Raising Dinner	8,164.53	
-	Total Fund Raising Expenses		8,164.53

The accompanying notes form part of these financial statements.

EAGLES RAPS INC

**INCOME AND EXPENDITURE STATEMENT
FOR THE YEAR ENDED 30 JUNE 2015**

Administration Expenses			
-	Advertising	745.77	
1,800.00	Audit Fees	1,800.00	
134.55	Computer Software & Accessories - Admin	-	
5,531.17	Depreciation - Equipment	3,910.21	
345.89	Depreciation - Furniture & Fixtures	145.87	
2,454.81	Depreciation - Motor Vehicle	897.15	4,953.23
	Employment Expenses		
5,716.80	Wages & Salaries - Admin	2,747.70	
528.81	Superannuation Expense - Admin	235.69	2,983.39
159.36	Equip Other Written Off	-	
1.89	Furniture & Fixtures Written Off	-	
-	Delivery Expense		9.55
	Insurances		
1,134.83	Car Insurance	2,589.11	
1,363.15	Public Liability Insurance	1,536.82	
1,162.93	Professional Indemnity Insurance	1,275.78	
4,586.70	Worker's Compensation	3,360.24	8,761.95
1,862.00	Loss on Disposal of Asset	-	
101.82	Postage		104.55
263.55	Rent		204.12
180.82	Special Events - Admin		65.91
22.23	Stationery - Admin		39.00
196.16	Statutory Fees		516.00
786.36	Subscriptions and Publications		1,440.91
906.95	Telephone		1,002.40
620.00	Training		4,200.91
-	Travel Expenses - Admin		361.62
1,292.98	Utilities: Electricity		1,085.43
	Vehicle Expenses		
1,045.58	Registration	1,618.65	
600.46	Repairs & Maintenance	438.64	
2,540.91	Motor Vehicle Expenses - Fuel	2,110.01	4,167.30
110.33	Miscellaneous Expenses		66.99
35,451.04	Total Administration Expenses		32,509.03
	Financial Expenses		
37.92	Bank Charges		3.78
1.39	Interest Expense		-
39.31	Total Financial Expenses		3.78
<u>214,156.71</u>	Total Expenses		<u>214,601.30</u>
<u>11,777.93</u>	NET SURPLUS		<u>90,054.35</u>

The accompanying notes form part of these financial statements.

EAGLES RAPS INC.

**INCOME AND EXPENDITURE STATEMENT
FOR THE YEAR ENDED 30 JUNE 2015**

2014		Note	2015
\$			\$
31,893.84	ACCUMULATED SURPLUS AT THE BEGINNING OF THE FINANCIAL YEAR		43,671.77
11,777.93	PROFIT/LOSS FROM ORDINARY ACTIVITIES		90,054.35
43,671.77	ACCUMULATED SURPLUS AT THE END OF THE FINANCIAL YEAR		133,726.12

The accompanying notes form part of these financial statements.

EAGLES RAPS INC

BALANCE SHEET AS AT 30 JUNE 2015

2014		Note	2015
\$			\$
	CURRENT ASSETS		
9,220.09	Cash at Bank - CBA General Account		22,470.09
-	Cash at Bank - St George		9,045.61
23,719.79	Cash at Bank - Bendigo Project Account		90,263.30
4,903.17	Cash at Bank - Bendigo Salaries Account		23,068.84
3,405.90	Cash at Bank - CBA Gift		9,891.48
3,145.60	Cash at Bank - CBA Youth Connections Account		-
6,419.74	Prepaid Expenses		6,798.76
55,000.00	Debtors		-
<u>105,814.29</u>	TOTAL CURRENT ASSETS		<u>161,538.08</u>
	NON-CURRENT ASSETS		
10,057.86	Fixed Assets		7,935.09
17,820.22	Loan - M & S Wynd		-
<u>27,878.08</u>	TOTAL NON-CURRENT ASSETS		<u>7,935.09</u>
<u>133,692.37</u>	TOTAL ASSETS		<u>169,473.17</u>
	CURRENT LIABILITIES		
90,020.60	Creditors and Accruals		35,747.05
<u>90,020.60</u>	TOTAL CURRENT LIABILITIES		<u>35,747.05</u>
	NON-CURRENT LIABILITIES		
-	Long Term Liabilities		-
<u>-</u>	TOTAL NON-CURRENT LIABILITIES		<u>-</u>
<u>90,020.60</u>	TOTAL LIABILITIES		<u>35,747.05</u>
<u>43,671.77</u>	NET ASSETS		<u>133,726.12</u>
	MEMBERS' FUNDS		
31,893.84	Accumulated Surplus/Retained Profits		43,671.77
11,777.93	Surplus		90,054.35
<u>43,671.77</u>	TOTAL MEMBERS' FUNDS		<u>133,726.12</u>

The accompanying notes form part of these financial statements

EAGLES RAPS INC.

Statement of Financial Performance for the year ended 30 June 2015		
	Note	2015
		\$
Revenues	1	304,655.65
Cost of Goods Sold		0.00
Gross Profit		304,655.65
Expenses classified by functional activity		
Youth Centre		116.36
Distance Education Centre		173,807.60
Fund Raising		8,164.53
Administration		32,512.81
		214,601.30
Surplus from ordinary activities		90,054.35

The accompanying notes form part of these financial statements

EAGLES RAPS INCORPORATED

DETAILED STATEMENT OF FINANCIAL PERFORMANCE FOR THE YEAR ENDED 30 JUNE 2015

	2014 \$	2015 \$	\$ Youth Centre	\$ Distance Education Centre	\$ Client Support & Programs	\$ Gifts	\$ Fund Raising	\$ Grants	\$ Admin	\$ Interest
REVENUE										
General Income										
Membership Fees	40.00	0.00							0.00	
Gifts	21,633.00	21,633.00				3,500.00				
Grants	200,000.00	205,059.00						205,059.00		
FBT Employee Contribution	0.00	2,000.00							2,000.00	
Miscellaneous Income	0.00	0.00								
Total General Income	221,673.00	210,559.00	0.00	0.00	0.00	3,500.00	0.00	205,059.00	2,000.00	0.00
Fund-Raising Income										
Donations	0.00	50,778.24					50,778.24			
Doonside Festival	0.00	0.00								
Fundraising Evening Tickets	0.00	7,904.15					7,904.15			
Fundraising Evening Takings	0.00	33,716.01					33,716.01			
Total Fund-Raising Income	0.00	92,398.40	0.00	0.00	0.00	0.00	92,398.40	0.00	0.00	0.00
Financial Income										
Interest Income	1,719.90	1,232.68								1,232.68
Discount Received	141.74	465.57							465.57	
Total Financial Income	1,861.64	1,698.25	0.00	0.00	0.00	0.00	0.00	0.00	465.57	1,232.68
TOTAL INCOME	223,534.64	304,655.65	0.00	0.00	0.00	3,500.00	92,398.40	205,059.00	2,465.57	1,232.68
COST OF GOODS SOLD										
Opening Stock	0.00	0.00								
Plus Purchases	0.00	0.00								
	0.00	0.00	0.00	0.00	0.00	0.00	0.00	0.00	0.00	0.00
Less Written Off Stock	0.00	0.00								
Less Closing Stock	0.00	0.00	0.00							
TOTAL COST OF GOODS SOLD	0.00	0.00	0.00	0.00	0.00	0.00	0.00	0.00	0.00	0.00
GROSS PROFIT	223,534.64	304,655.65	0.00	0.00	0.00	3,500.00	92,398.40	205,059.00	2,465.57	1,232.68
EXPENSES										
Service Expenses										
Direct Services	635.00	0.00								
Cleaning	78.67	102.03		102.03						
Computer Software and Accessories	970.72	18.14		18.14						
Consumables	656.67	235.26		235.26						
Enrolment Fees	8,259.50	5,080.90		5,080.90						
Internet Usage	1,526.16	1,534.64		1,534.64						
Postage	76.05	6.54		6.54						
Printing	1,205.74	999.29		999.29						
Reference Material	195.89	0.00								
Repairs & Maintenance	64.46	0.00								
Special Events	752.13	580.32		580.32						
Stationery	1,979.63	2,409.87		2,409.87						
Telephone	3,009.27	3,072.50		3,072.50						
Travel	1,921.87	45.45		45.45						
Tuition Fees	0.00	0.00								
Wages & Salaries - DE	139,188.05	140,744.50		140,744.50						
Super - DE	12,598.20	13,510.43		13,510.43						
Annual Leave (Provision)	2,144.27	524.24		524.24						
Long Service Leave (Provision)	2,866.54	3,056.18		3,056.18						
Leave Loading (provision)	490.79	1,887.31		1,887.31						
Misc Expenses	28.53	0.00								
Motor Vehicle Expenses - Fuel	0.00	0.00								
Repairs & Maintenance - Youth Centre	18.22	116.36	116.36							
Total Service Expenses	178,666.36	173,923.96	116.36	173,807.60	0.00	0.00	0.00	0.00	0.00	0.00
Fund Raising Expenses										
Fundraising Evening	0.00	8,164.53					8,164.53			
Sausage Sizzles	0.00	0.00								
Total Fund Raising Expenses	0.00	8,164.53	0.00	0.00	0.00	0.00	8,164.53	0.00	0.00	0.00

The accompanying notes form part of these financial statements

EAGLES RAPS INCORPORATED

DETAILED STATEMENT OF FINANCIAL PERFORMANCE FOR THE YEAR ENDED 30 JUNE 2015

	2014	2015									
	\$	\$	\$	\$	\$	\$	\$	\$	\$	\$	\$
			Youth	Distance	Client	Gifts	Fund	Grants	Admin	Interest	
			Centre	Education	Support &		Raising				
				Centre	Programs						
Administration Expenses											
Advertising - Admin	0.00	745.77							745.77		
Audit Fees	1,800.00	1,800.00							1,800.00		
Computer Software & Acc. - Admin	134.55	0.00									
Depreciation - Equipment	5,531.17	3,910.21							3,910.21		
Depreciation - Furniture & Fixtures	345.89	145.87							145.87		
Depreciation - Motor Vehicle	2,454.81	897.15							897.15		
Wages and Salaries	5,716.80	2,747.70							2,747.70		
Superannuation Expense	528.81	235.69							235.69		
Annual Leave Loading		0.00									
Delivery Expense	0.00	9.55							9.55		
Equipment Written Off	159.36	0.00									
Furniture and Fixtures Written Off	1.89	0.00									
Insurance											
Vehicle	1,134.83	2,589.11							2,589.11		
Public Liability	1,363.15	1,536.82							1,536.82		
Professional Indemnity	1,162.93	1,275.78							1,275.78		
Workers Compensation	3,679.55	3,360.24							3,360.24		
Loss on Disposal of Asset	1,862.00	0.00									
Postage	101.82	104.55							104.55		
Rent	263.55	204.12							204.12		
Repairs & Maintenance - Admin	0.00	0.00									
Special Events - Administrative	180.82	65.91							65.91		
Stationery	22.23	39.00							39.00		
Statutory Fees	196.16	516.00							516.00		
Subscriptions & Publications	786.36	1,440.91							1,440.91		
Telephone	906.95	1,002.40							1,002.40		
Training	620.00	4,200.91							4,200.91		
Travel Expenses		361.62							361.62		
Utilities: Electricity	1,292.98	1,085.43							1,085.43		
Motor Vehicle:											
Registration	1,045.58	1,618.65							1,618.65		
Repairs & Maintenance	600.46	438.64							438.64		
Fuel	140.91	2,110.01							2,110.01		
Misc. Expenses	110.33	66.99							66.99		
Total Administration Expenses	32,143.89	32,509.03	0.00	0.00	0.00	0.00	0.00	0.00	32,509.03	0.00	
Financial Expenses											
Bank Charges	37.92	3.78							3.78		
Rounding	0.00										
Interest Expense	1.39	0.00									
Total Financial Expenses	39.31	3.78	0.00	0.00	0.00	0.00	0.00	0.00	3.78	0.00	
TOTAL EXPENSES	210,849.56	214,601.30	116.36	173,807.60	0.00	0.00	8,164.53	0.00	32,512.81	0.00	
NET PROFIT	12,685.08	90,054.35	-116.36	-173,807.60	0.00	3,500.00	84,233.87	205,059.00	-30,047.24	1,232.68	

EAGLES RAPS INC.

Statement of Cash Flows for the year ended 30 June 2015

	Note	2015 \$ Inflow (Outflow)
Cash flows from operating activities		
Cash receipts in the course of operations		317,052.93
Cash payments in the course of operations		-222,647.56
Interest Received		1,232.68
Interest Paid		0.00
Net cash provided by operating activities		95,638.05
Cash flows from investing activities		
Proceeds from sale of equipment		0.00
Purchase of equipment		-3,113.50
Net cash used by investing activities		-3,113.50
Cash flows from financial activities		
Cash receipts from loans		17,820.22
Cash payments to loans		0.00
Net cash provided by financial activities		17,820.22
Net increase in cash and cash equivalents		110,344.77
Cash and cash equivalents at the beginning of the financial year		44,394.55
Cash and cash equivalents at the end of the financial year		154,739.32
Notes to the Statement of Cash Flows		
A Reconciliation of cash flows from operating activities with Operating surplus		
Operating Profit		90,054.35
Non-cash flows in operating surplus		
Depreciation Motor Vehicle		897.15
Depreciation Furniture & Fixtures		145.87
Depreciation Equipment		3,910.21
Equipment Written off		
Furniture & Fixtures Written Off		
GST on investing items		283.04
Changes in assets and liabilities		
Net increase in provision for Employee Entitlements		3,458.94
Decrease in Debtors		55,000.00
Increase in Prepaid Expenses		-379.02
Decrease in Creditors		-4,895.77
Decrease in Income in Advance		-50,000.00
Decrease in Accrued Expenses		-2,836.72
Net cash provided by operating activities		95,638.05
B. Reconciliation of Cash		
Cash at the end of the year is shown in the balance sheet		
Total Cash On Hand		154,739.32
Cash and Cash equivalents at end of year		154,739.32

The accompanying notes form part of these financial statements

EAGLES RAPS INC.

QUITTANCE OF YOUTH CONNECTIONS FUNDING - BLACKTOWN REGION for the period ending 31 December 2014

	Dr	Cr
Opening Balance as per Ledger		3,145.60
Equipment At Cost	2,543.64	
GST Clearing	122.57	
Discount Received		296.36
Grants		100,000.00
Interest Income		0.45
Cleaning - DE	33.98	
Computer Software & Accessories	18.14	
Consumables - DE	177.84	
Enrolment Fees - DE	2,388.00	
Internet Usage - DE	635.90	
Printing - DE	519.07	
Special Events - DE	560.54	
Stationery - DE	1,224.49	
Telephone - DE	1,264.76	
Repairs & Maintenance - Youth Centre	24.07	
Employment Expenses (Wages, Salaries & On-Costs)	86,240.60	
Subscriptions	510.00	
Telephone Admin	414.16	
Transfers	7,187.90	602.61
Vehicle: Fuel	110.01	
Miscellaneous Expenses	63.63	
Bank Charges	5.00	
Rounding	0.72	
	104,045.02	104,045.02
Closing Balance as per Ledger		-

The accompanying notes for part of these financial statements

The accompanying notes form part of these financial statements
EAGLES RAPS INC.

**NOTES TO AND FORMING PART OF THE FINANCIAL STATEMENTS
FOR THE YEAR ENDING 30 JUNE 2015**

Note 1: Statement of Significant Accounting Policies

This financial report is a special purpose financial report prepared in order to satisfy the financial reporting requirements of the *Associations Incorporation Act NSW*. The committee has determined that the association is not a reporting entity.

The financial report has been prepared in accordance with the requirements of the *Associations Incorporation Act NSW*, the *NSW Charitable Fundraising Act and Regulations* and the following Australian Accounting Standards:

AAS 3	Accounting for Income Tax
AAS 5	Materiality
AAS 8	Events Occurring After Reporting Date
AAS 17	Accounting for Leases

No other Australian Accounting Standards, Urgent Issued Group Consensus View or other authoritative pronouncements of the Australian Accounting Standards Board have been applied.

The financial report has been prepared on an accruals basis and is based on historic costs and does not take into account changing money values, or except where specifically stated, current valuations of non-current assets.

The following material accounting policy, which is consistent with the previous period unless otherwise stated, has been adopted in the preparation of this financial report.

Fixed Assets

All Assets including Motor Vehicles, Furniture and Fittings and Equipment are carried at cost, less, where applicable, any accumulated depreciation. Fixed Assets have decreased, which is due primarily to depreciation.

The depreciable amount of all fixed assets are depreciated over the useful lives of the assets to the association commencing from the time the asset is held ready for use.

Fixed Assets

	<u>2015</u>	<u>2014</u>
Motor Vehicles	13,609.09	13,609.09
Less accumulated depreciation	<u>12,199.84</u>	<u>11,302.69</u>
	1,409.25	2,306.40
 Furniture & Fixtures	 7,544.19	 7,544.19
Less accumulated depreciation	<u>7,170.09</u>	<u>7,024.22</u>
	374.10	519.97
 Equipment – Other	 61,336.34	 58,505.88
Less accumulated depreciation	<u>55,184.60</u>	<u>51,274.39</u>
	6,151.74	7,231.49

Revenue

Revenue from the sale of goods is recognised upon the delivery of the goods to clients. Interest revenue is recognised as received. Revenue from the rendering of a service is recognised upon the delivery of the service to the client. Government grants are recognised in the period to which the funding agreement relates. All revenue is stated net of the amount of GST.

Disposal of Surplus

Annual surplus: Rule No 42 of the Association's Constitution prohibits the distribution of any surplus to Members. All income must be applied solely towards the promotion of the objects of the Association.

Surplus on liquidation: As required by the *Charitable Fundraising Act 1991*, the *Income Tax Assessment Act 1997* and the *Tax Ruling TR2000/12* and Rule No. 43 of the Constitution, any assets remaining upon the winding up of the Association must be applied to the objects or purposes for which they were raised.

Restricted/Unrestricted Funds

Restricted Funds are funds received or reserves held that must be spent on the purpose for which they were received or are held. They comprise:

- Government funding and related interest that must be spent in accordance with the terms of a funding agreement.
- Donations and bequests where the donor indicates a preference for the use to which the funds are to be used.
- Donations received in response to specific purpose appeals.
- Provisions for statutory entitlements due to employees.

The Association received \$205,059.00 in grants which included \$100,000.00 from Marist Youth Care for partnership in the delivery of The Department of Education, Employment and Workplace Relations Youth Connections programme. All of these funds are restricted to the Education Programme and administration required to deliver the education programme. This funding ceased in December 2014 after the Federal Government withdrew the programme.

The NSW Department of Family and Community Services granted \$10,000.00 the expenditure of which was restricted to insurances, enrolment fees for students and general education expenses.

The NSW Department of Education and Communities granted \$35,673.00 for renovations to the youth centre, including refurbishment of the kitchen, replacing current windows with windows that can be closed, new carpet and landscaping.

St George Foundation granted \$49,386.00 and Westpac granted \$10,000.00. These funds are not restricted and can be expended on either the education programme or the administration of the organisation.

The Community Foundation of North Western Sydney (CFNWS) granted \$5,000.00 to be used for the education programme

All other funds are unrestricted in that the management committee has discretion to spend them on purposes for which the charity is established.

Taxes

Income Tax: Under the New Tax System, the Association was endorsed on 1 July 2000 by the ATO as an income tax exempt charity.

Capital Gains Tax: the Association, as a public benevolent institution, is exempt from capital gains tax under Section 50-5 *Income Tax Assessment Act 1997*.

Stamp Duties and charges: The Association, as a public benevolent institution and the holder of an Authority to Fundraise under the *Charitable Fundraising Act 1991* has a general exemption from paying stamp duty and charges under Section 275 of the *NSW Duties Act 1997*.

Goods and services tax: The Association, as a public benevolent institution is registered for the goods and services tax (GST) applicable from 1 July 2000. The tax is paid on revenues from competitive commercial activities and sponsorship. Most input taxes charged are credited except for expenses related to non-creditable transactions. Note 4, revenues, costs and assets are recognised net of the amount of GST except:

- i) where the amount of GST incurred is not recoverable from the ATO, it is recognised as part of the cost of acquisition of an asset or as part of an item of cost; or
- ii) for receivables and payables which are recognised inclusive of GST.

The net amount of GST recoverable from, or payable to, the ATO is included as part of receivables or payables.

Fundraising Activities

Charitable Fundraising Act 1991: this Act and supporting Charitable Fundraising Regulation prescribe the manner in which fundraising appeals are conducted, controlled and reported in NSW. The amounts shown in Note 18 are in accordance with Authority Condition 7, which is issued to the Association under section 19 of the Act.

Donations: are returned as income as and only when received at the Association's administration offices or deposited to the Association's bank account.

Costs of fundraising: costs used in Note 18 include all direct fundraising costs in accordance with the Act. The inclusion of indirect costs is discretionary but the management committee has chosen not to include these as fundraising costs. Indirect costs excluded, include overheads such as cost

apportionment of rent, light and power, and insurance. Exclusion of the indirect costs decreases the cost of fundraising and increases the margins from fundraising shown in Note 18.

Education cost allocation: all fundraising activities are structured for dual purposes; to raise funds for expenditure on various services and to educate target groups, the Association and the services provided by the Association, which are themselves services.

Member's Cost allocations: no costs were attributed to Members.

Donor acquisition: no costs associated with donor acquisition are charged against fund-raising income.

General fundraising: Costs charged to general fundraising relate to the planning and development of fundraising activities. Revenue from unsolicited donations is credited to the Gift account and only solicited donations are credited to fund-raising revenue.

DONATED SERVICES

Various services are donated to the Association. No assessment of the value of those services is included in the accounts.

EAGLES RAPS INC.
NOTES TO AND FORMING PART OF THE FINANCIAL STATEMENTS
FOR THE YEAR ENDED 30 JUNE 2015

Note 2: Revenue

	Unrestricted Funds \$	Restricted Funds \$	2015	2014
Operating Activities				
Major Gifts	3,500.00		3,500.00	21,633.00
Grants	54,386.00	150,673.00	205,059.00	200,000.00
Fund Raising Events	41,620.16		41,620.16	-
Donations	50,778.24		50,778.24	-
Minor Interest Income	1,232.68		1,232.68	1,719.90
Discount Received	465.57		465.57	141.74
Membership Fees	-		-	40.00
	151,982.65	150,673.00	302,655.65	223,534.64
Non-Operating Activities				
FBT Employee Contribution	2,000.00		2,000.00	2,400
	153,982.65	150,673.00	304,655.65	225,934.64

Note 3: Surplus from Ordinary activities

Operating surplus from ordinary activities has been determined after

	Unrestricted Funds \$	Restricted Funds \$	2015
Costs			
Depreciation of non-current assets			
Motor vehicles	897.15		897.15
Equipment	3,910.21		3910.21
Furniture & Fixtures	145.87		145.87
Total Depreciation	4,953.23		4,953.23
Equipment Written Off	-		-
Furniture & Fixtures Written Off	-		-
Payment to auditors		1,800.00	1,800.00
Rental expense		204.12	204.12
Revenue and net gains			
Interest	1,232.23	0.45	1,232.68

EAGLES RAPS INC.
NOTES TO AND FORMING PART OF THE FINANCIAL STATEMENTS
FOR THE YEAR ENDED 30 JUNE 2015

Note 4: Cash Assets

	Unrestricted Funds \$	Restricted Funds \$	2015
Cash at bank			
CBA - General account	4,338.94	18,131.15	22,470.09
St George Bank	9,045.61		9,045.61
Bendigo Bank - Project account	54,590.30	35,673.00	90,263.30
Bendigo Bank - Payroll Cheque a/c – Salaries		23,068.84	23,068.84
CBA - Gift account	9,891.48		9,891.48
	77,866.33	76,872.99	154,739.32

Note 5: Receivables

	Unrestricted Funds \$	Restricted Funds \$	2015
Sundry Debtors	-	-	-
	-	-	-

Note 6: Other Financial Assets

	Unrestricted Funds \$	Restricted Funds \$	2015
Nil			

Note 7: Other Assets (Prepayments)

	Unrestricted Funds \$	Restricted Funds \$	2015
Prepaid Expenses			
Internet Usage	84.78		84.78
Printing	19.07		19.07
Car Insurance	1,679.57		1,679.57
Public Liability Insurance		1,146.50	1,146.50
Worker's Compensation		2,412.27	2,412.27
Professional Indemnity Insurance		880.35	880.35
Rent	222.46		222.46
Vehicle Registration	353.76		353.76
	2,359.64	4,439.12	6,798.76

EAGLES RAPS INC.
NOTES TO AND FORMING PART OF THE FINANCIAL STATEMENTS
FOR THE YEAR ENDED 30 JUNE 2015

Note 8: Property, Equipment and Motor Vehicles

	Unrestricted Funds \$	Restricted Funds \$	2015
Non-current			
Motor Vehicles			
Toyota Camry Sedan	9,090.91		9,090.91
Less: Accumulated Depreciation	-9,090.91		-9,090.91
Box Trailer	518.18		518.18
Less: Accumulated Depreciation	-518.18		-518.18
Toyota Bus	4,000.00		4,000.00
Less: Accumulated Depreciation	-2,590.75		-2,590.75
Total Motor Vehicles	1,409.25		1,409.25
Furniture & Fixtures	7,544.19		7,544.19
Less: Accumulated Depreciation	-7,170.09		-7,170.09
Total Furniture & Fixtures	374.10		374.10
Equipment Other – At Cost	61,336.34		61,336.34
Less Accumulated Depreciation	-55,184.60		-55,184.60
Total Equipment Other	6,151.74		6,151.74
Total Property, Equipment & Motor Vehicles	7,935.09		7,935.09

Movements in carrying amounts

	Motor Vehicles	Furniture & Fittings	Equipment Other
Balance at beginning of year	2,306.40	519.97	7,231.49
Additions	0.00	0.00	2,830.46
Disposals	0.00	0.00	0.00
Accumulated Depreciation	897.15	145.87	3,910.21
Carrying amount at end of year	1,409.25	374.10	6,151.74

Note 9: Financial Instruments

No particulars required.

Note 10: Payables

	Unrestricted Funds \$	Restricted Funds \$	2015
Sundry Creditors		141.57	141.57
GST Liabilities	-126.41		-126.41
Payroll Liabilities	33,658.97		33,658.97
Accrued Expenses	1,762.06	310.86	2,072.92
	35,294.62	452.43	35,747.05

EAGLES RAPS INC.
NOTES TO AND FORMING PART OF THE FINANCIAL STATEMENTS
FOR THE YEAR ENDED 30 JUNE 2015

Note 11: Provisions

	Unrestricted Funds \$	Restricted Funds \$	2015
Provision for Leave	27,889.91		27,889.91
	27,889.91		27,889.91

Note 12: Other Liabilities

	Unrestricted Funds \$	Restricted Funds \$	2015
Nil			

Note 13: Allocated Reserves

	Balance 30 June 2015	Net movement in Reserves
Nil		

Note 14: Accumulated funds

	Balance 30 June 2015
Accumulated funds for year ended 30 June 2015	
Accumulated funds at the beginning of the year	43,671.77
Operating profit	90,054.35
Accumulated funds at the end of the financial year	133,726.12

EAGLES RAPS INC.
NOTES TO AND FORMING PART OF THE FINANCIAL STATEMENTS
FOR THE YEAR ENDED 30 JUNE 2015

Note 15: Leases

	Unrestricted Funds \$	Restricted Funds \$	2015
ERYC's Youth Centre Payable Not later than 1 year	204.12		204.12
	204.12		204.12

Note 16: Interest Income

	Unrestricted Funds \$	Restricted Funds \$	2015
Interest Income			
Trading Accounts			
General Account	273.35		273.35
St George	9.22		9.22
Project Account	529.93		529.93
Salaries	419.37		419.37
Gift Account	0.36		0.36
Youth Connections		0.45	0.45
	1,232.23	0.45	1,232.68

Note 17: Insurance Cover

	Unrestricted Funds \$	Restricted Funds \$	2015
Insurance premiums paid			
Motor Vehicle Insurance	2,589.11		2,589.11
Public Liability Insurance		1,536.82	1,536.82
Professional Indemnity Insurance		1,275.78	1,275.78
Worker's Compensation		3,360.24	3,360.24
	2,589.11	6,172.84	8,761.95

Note 18: Related Parties

The names of the office-bearers who have held office during the financial year are: M Wynd, M Dent, R Moir and B Hourn.

A loan of \$45,000.00 was granted from the Association to Marten and Sally Wynd on 3 June 2010 to assist in the purchase of a property which will provide residence for them as well as permanent offices for the Association. Terms of the loan were: 8 year loan period, 5% interest charged daily and payable monthly. During the period of the loan the Association would not be required to pay rent for its share of the premises. his loan was repaid in entirety on 31 December 2014.

EAGLES RAPS INC.
NOTES TO AND FORMING PART OF THE FINANCIAL STATEMENTS
FOR THE YEAR ENDED 30 JUNE 2015

Note 19: Fundraising Appeals

Details of aggregate gross income and total expenses in fundraising appeals

	Unrestricted Funds \$	Restricted Funds \$	2015	2014
Details of aggregate gross income and total expenses in fundraising appeals				
Gross proceeds from fundraising appeals			92,398.40	0.00
Less: Total costs of fundraising			8,164.53	0.00
Net surplus from fundraising			84,233.87	0.00

Information on material matters

Gross results, and the results of all appeals achieved the target returns under the *Charitable Fundraising Act*. The Annual Report discusses the operating facts, performance and strategies.

Application of funds for charitable purposes

During the year the Association achieved a net surplus of \$84,233.87 (2014, \$0.00) from fundraising activities defined under the *Charitable Fundraising Act*. All of these funds have been or will be expended in line with the objects of the Association

The Detailed Statement of Financial Performance details the expenditure.

Fundraising appeals as classified by the *Charitable Fundraising Act* conducted during the financial year were:

Lily's Fundraising Evening

Donations of \$50,778.24 were raised.

Gross comparisons

A divided by B	A \$	B \$	Surplus \$	2015 %
Total cost of fundraising/Gross proceeds from fundraising	8,164.53	92,398.40	84,233.87	8.85
Net surplus from fundraising/Gross proceeds from fundraising	84,233.87	92,398.40	0.00	91.17
Total cost of services/Total expenditure	173,923.96	214,601.30	0.00	81.05
Total cost of services/Total Income received	173,923.96	304,655.65	0.00	57.09

Specific appeal comparisons (Total cost/Gross proceeds)

Lily's Fundraising Evening	8,164.53	41,620.16	33,455.63	19.62
----------------------------	----------	-----------	-----------	-------

EAGLES RAPS INC.
NOTES TO AND FORMING PART OF THE FINANCIAL STATEMENTS
FOR THE YEAR ENDED 30 JUNE 2015

Note 20: Members

	Unrestricted Funds \$	Restricted Funds \$	2015	2014
Members				
Donations by members			0.00	0.00
Net surplus from fundraising			0.00	0.00

Note 20: Directors' and employees remuneration

Staff are employed on individual management contracts, and under awards. Superannuation is paid in accordance with awards, management contracts or the superannuation guarantee legislation. Throughout the year the association employed eight people, three full-time and five part-time.

The number of contract and award employees whose total actual remuneration including superannuation fell within the following bands.

	2015	2014
\$0.00 to \$20,000	1	
\$20,001 to \$40,000		
\$40,001 to \$60,000		
\$60,000 to \$80,000	2	2
Total number of Employees	3	2
Total remuneration to these employees	\$143,492.20	\$144,904.90

**EAGLES RAPS INC.
DECLARATION BY PRESIDENT AND PUBLIC OFFICER
IN RESPECT OF FUNDRAISING APPEALS**

Declaration by the president of the governing body

I, Marten Wynd, President and Public Officer of Eagles RAPS Inc. declare that in my opinion:

- a) the accounts give a true and fair view of all income and expenditure of Eagles RAPS Inc. with respect to fundraising appeals; and
- b) the balance sheet gives a true and fair view of the state of affairs with respect to fundraising appeals; and
- c) the provision of the *Charitable Fundraising Act 1991* and the regulations under that *Act* and the conditions attached to the authority have been complied with;
- d) the internal controls exercised by Eagles RAPS Inc. are appropriate and effective in accounting for all income received.



.....
MARTEN WYND – Public Officer & President

Dated this 21st day of October 2015

EAGLES RAPS INC
STATEMENT BY MEMBERS OF THE COMMITTEE

The committee has determined that the association is not a reporting entity and that this special purpose financial report should be prepared in accordance with the policies outlined in The Statement of Significant Accounting Policies in the Notes To and Forming Part of the Accounts in the financial statements.

In the opinion of the Committee, the financial report as set out on these pages:

1. presents fairly the financial position of Eagles RAPS Inc. as at 30 June 2015 and its performance for the year ended on that date.
2. At the date of this statement, there are reasonable grounds to believe that Eagles RAPS Inc, will be able to pay its debts as and when they fall due.

This statement is made in accordance with a resolution of the Committee and is signed for and on behalf of the Committee by:



.....
M. WYND – PRESIDENT



.....
B HOURN – SECRETARY



.....
M. DENT – FINANCE MANAGER

Dated this 21st day of October 2015

EAGLES RAPS INC.

INDEPENDENT AUDIT REPORT TO THE MEMBERS

OF EAGLES RAPS INC.

Scope

We have audited the financial report, being a special purpose financial report of Eagles RAPS Inc. for the year ended 30 June 2015 as set out on pages 2 to 22. The committee is responsible for the financial report and has determined that the accounting policies used and described in Note 1 to the financial statements which form part of the financial report, are appropriate to meet the requirements of the Associations Incorporation Act NSW and are appropriate to meet the needs of the members. We have conducted an independent audit of this financial report in order to express an opinion on it to the members of Eagles RAPS Inc. No opinion is expressed as to whether the accounting policies used are appropriate to the needs of the members.

The financial report has been prepared for the purpose of fulfilling the requirements of the Associations Incorporation Act NSW. We disclaim any assumption of responsibility for any reliance on this report or on the financial report to which it relates to any person other than the members, or for any purpose other than that for which it was prepared.

Our audit has been conducted in accordance with Australian Auditing Standards to provide reasonable assurance whether the financial report is free of material misstatement. Our procedures included examination, on a test basis, of evidence supporting the amounts and other disclosures in the financial report and the evaluation of significant accounting estimates. These procedures have been undertaken to form an opinion whether, in all material respect, the financial report is presented fairly in accordance with the accounting policies described in Note 1, so as to present a view which is consistent with our understanding of the Association's financial position and performance as represented by the results of its operations and its cash flows. These policies do not require the application of all Australian Accounting Standards and other mandatory professional reporting requirements in Australia.

The audit opinion expressed in this report has been formed on the above basis.

Qualification


It is not practical for the committee to establish control over fund raising activities prior to their initial entry in the accounting records, nor is it practical to circularise possible contributors to confirm that all such monies have been received and recorded. The examination relating to fund raising activities was, therefore, limited to the amounts recorded in the books of the committee and we have accepted such amounts as being the total revenue received from fund raising activities conducted by the committee.

EAGLES RAPS INC.
INDEPENDENT AUDIT REPORT TO THE MEMBERS
OF EAGLES RAPS INC.

Qualified Audit Opinion

In our opinion, subject to the above qualification, the financial report presents fairly in accordance with the accounting policies described in Note 1 to the financial report the financial position of Eagles RAPS Inc. as at 30 June 2015 and the results of its operations for the year then ended.

RNKL
Chartered Accountants



Andrew C. Hodgson

15th October, 2015

EAGLES RAPS INC
CERTIFICATE BY MEMBERS OF THE COMMITTEE

I, Marten Wynd, of 341 Blaxlands Ridge Road, Blaxlands Ridge, New South Wales, I, Benjamin Hourn of 19 Mandoo Drive, Doonside, New South Wales, and I, Mark Dent of 7 Olwen Place, Quakers Hill, New South Wales, certify that:

- a) We are members of the committee of Eagles RAPS Inc.
- b) We attended the annual general meeting of the association held on 21st October 2015
- c) We are authorised by the attached resolution of the committee, to sign this certificate.
- d) This annual report was submitted to the members of the association at its annual general meeting.


.....
M WYND - PRESIDENT
.....
B HOURN - SECRETATRY
.....
M. DENT - FINANCE MANAGER

Dated this 21st day of October 2015