



EAGLES RAPS

I N C O R P O R A T E D

ANNUAL REPORT
JUNE 2014

Eagles RAPS Inc

PRESIDENTS REPORT

2013 – 2014

The last year has seen major changes in the structure of Eagles RAPS Inc, we have without a doubt had another challenging year of fluctuating fortunes. Our partnership with Marist Youth care which has given us the opportunity to continue working with the kids is drawing to a close. I would like to thank all those who have shown their faith in Eagles RAPS in its ability to succeed in our goals of working with the kids. Most importantly, I wish to thank Sal & Scott for their dedication and unwavering effort in the way they work with our students.

Things haven't changed that much, our most successful programme is still the "School". This program is without a doubt one which needs support and constant work as it offers a last chance for a lot of Young People in their quest for an education. It is very obvious that we are completely overrun by kids who need help.

Once again it has been the generosity of Blacktown City Council, the City of Blacktown Rotary Club, Kurringai Rotary Club as their combined efforts have enabled us to carry on with the valuable work done with the kids. Without this ongoing support we would not be in a position to cater for the numbers we do at present. All of our Kids are, for a great variety of reasons relying on us to provide this service and the continuing support from these generous people guarantees that Eagles RAPS Inc will continue to work with the kids and give them the future they need.

This year as in previous years ERYC's school has again received support from Nirimba TAFE by providing hands on support from a number of students who are willing to come out and help around the place and work with the kids. This support has taken a load off Sal and Scott in that the HSC students especially are getting more hands on support in their studies. This year we are looking at a drop in students sitting their HSC exams with mixed results in successful HSC completions.

In closing I wish to thank the members for their efforts over the last 12 months but especially Sal and Scott for the enormous effort they put into the continued building of the "School" ensuring it remains the formidable entity it is. I am sure with the support of the people around us and some serious refocussing we can continue to make Eagles RAPS Inc. a better place and thereby increase our ability to help those kids who need our "COMMUNITY" help.

Yours truly,

Marten Wynd
President
Eagles RAPS Inc.

THE MANAGEMENT COMMITTEE

EXECUTIVE COMMITTEE



Marten Wynd – President



Benjamin Hourn – Secretary



Robyn Moir – Vice President



Mark Dent – Finance Manager



Sally Wynd – Service Coordinator

MANAGEMENT COMMITTEE



Scott Dent – School Coordinator



Cathy Dent



Stephen Gummerson

ANNUAL REPORT

2013-2014

Once again, this financial year was a very busy one, but a very productive one. We have had 132 young people engage in our school programme, with 101 of those receiving a minimum of Certificate I level education.

We are in our final year of partnership with Marist Youth Care and the final year of receiving a share of Federal Youth Connections funding from the Commonwealth Department of Education. Once again we have met outcomes and we have enjoyed the four years partnership with Marist in delivering education to young disengaged Western Sydney kids.

Financially, the Association made a surplus of \$11,777.93 – our first surplus for four years. This was primarily facilitated by a very generous fund-raising event, the Bobbin Head Bicycle Classic, which was organised by the Rotary Club of Ku-ring-ai. The total income for the year was \$225,934.64 (\$208,175.13 in 2013). The majority of our funding (\$200,000.00) came from Marist Youth Care under the Youth Connections funding agreement. Interest income was \$1,719.90 and a total of \$21,633.00 was received from the Bobbin Head Bicycle Classic, which certainly made up for getting up at 4:30 am to assist as marshals at the event. It was an excellent day, and enjoyed by all those who woke to their early alarms and came along to assist. Once again, other fund-raising was non-existent due to a lack of resources and this is something we must address moving forward. Developing a plan for sustainability is paramount.

Expenses for the year were \$214,156.71 which has remained consistent with 2013 (\$213,031.02). Our biggest expense was salaries and on-costs for the Education programme \$157,287.85. Our administration salaries and on-costs were up this year from \$1,470.56 (2013) to \$6,245.61, but other administration expenses such as enrolment fees \$8259.50 (\$9135.00 in 2013) and stationery \$2,001.86 (\$5,241.62 in 2013) were down. New administration procedures were primarily responsible for the drop in administration expenses. The ford station wagon was sold in November 2013 at a loss of \$1,862.00 and this resulted in a reduction in registration costs.

Total Member's Funds at the end of the year was \$43,671.77.



The education programme was a “mixed bag” this year. We have probably seen more violence from the young people this year, with Scott being caught in the middle of a few volatile situations, and three young people on different occasions having to be expelled for their own safety. Yet, at times, the education setting was extremely calm and there was probably more success in the achievements of the young people than in previous year.

Once again, the majority of the young people were Certificate I and Certificate II level, with most of them wanting to complete their Year 10 equivalent. We only had 2 HSC students for most of the year, with Edward Alofi going on to complete his HSC exams. The other student, Justine Roos, is completing her preliminary year, and was the recipient of the BBM award from OTEN-TAFE which awarded her a scholarship of \$1,000.00.

Our first student graduated at a Diploma level this year, with Benjamin Hourn completing his Diploma in Community Services, and Reid Edgar is continuing in his Certificate IV in Accounting course.

It is a pity that the Federal Government decided to withdraw Youth Connections funding in its May budget. It has left Eagles RAPS Inc in a very precarious position, with no on-going funding and the future of the Association very much in doubt. Efforts will continue to be made to raise the required funds, but so far there is no bright light on the horizon.

Networks

We continue to work closely with OTEN-TAFE to deliver the education services to the young people. With the changes that have been made to TAFE by the State Government and the introduction of Smart and Skilled education in TAFE, it is unsure where our future with TAFE sits, however, we owe a very big thank-you to Sue Hilder in particular for her efforts in keeping us abreast of changes, and her attempts to assist us wherever possible.

The Rotary Club of Blacktown has continued to support the students with their youth awards and dinner. Three young people, Laura Dominello, Blake Longmuir and Connor Longmuir were the recipients of the award this year.

Thanks to Scott’s efforts, we are now working better and more closely with the local schools and Home School Liaison Officers than ever before and we received a lot of support from the schools in our submissions for Links to Learning funding recently.

Blacktown City Council continues to be a great supporter and have raised a motion that Council helps us in the search for funding to replace the current Youth Connections funding. We owe Mayor, Stephen Bali a big thankyou for taking up our cause and rallying support. We continue to rent the premises from Council at a greatly discounted rate, and they are always very efficient in rectifying any maintenance issue in a very timely manner.


We continue to work closely with other agencies such as Marist Youth Care, Juvenile Justice, Reconnect, Youth on Track, and other services. Referrals continue to come mainly from the schools, however Juvenile Justice and other youth services are still referring many young people to us.

Fundraising

There were no fund-raising ventures carried out by the committee this year due to a lack of resources. It is something that needs to be addressed, however, our traditional methods of fund-raising are no longer adequate as the service, and the expenses incurred by the service have grown. Sausage sizzles and minor raffles are not going to even put a small dent in the costs of running the education programme and the increases we are expecting in future TAFE fees

Future Plans

The future is very unsure with the loss of funding, however, we plan on still being there next year, no matter how optimistic that may sound. There is no doubt that we will have to change the way we have been delivering the education programme to suit changes that are happening with TAFE and education in general, but it is impossible to choose a future direction until we secure a future. All efforts are currently being directed in that regard.



School Coordinator Annual Report 2013-14

Introduction

2013 – 14 was another very busy and successful year for our education programme. We have had education engagement with 132 at risk, marginalised, and/or disengaged young people over the course of the year. 101 of these received a minimum of Cert I level qualification or are still engaged in our service, more importantly students have gained invaluable development in socialisation and maturity, and they have enjoyed learning in safe environment and have greatly improved their future opportunities.

Trends

There have been no noteworthy trends in the participant demographic, there has been however a marked increase in Eagles participants returning to mainstream school.

The following can be said of our students for the year 2013 – 2014

- 71 (54%) Female/61 (46%) Male
- Average age at time of enrolment: 15
- Age Range 13 - 22
- Average period of engagement: 41 weeks
- Reasons for disengagement:
 - 32 (24%) Return to Mainstream School
 - 31 (24%) Course completion, Work/Looking for Work
 - 16 (12%) Unknown/Lost contact
 - 53 (40%) Still engaged
- 18 (14%) ATSI

The significant increase in students returning to mainstream school highlights the fact that for many of our kids, a temporary intervention is all that is required to allow time to deal with their circumstances, before returning to school.

Of course there are also students who have such disruption to their lives that a mainstream placement is simply not an option, and for those we are happy to be able to provide the long term pathway to year 10 level attainment.

HSC Group

Our HSC group this year was smaller than in previous years. We were very happy with Cassandra's achievement completing her HSC exams in October 2013, and passing each subject. We currently have only two HSC students, as with uncertainty about 2015, we have suspended HSC intake.

Extracurricular

We have had limited opportunity for extra-curricular activities this year. Our large programme population coupled with this being the first year in a few that it has been only Sally and Myself delivering the face to face service has meant that we have been short on time and resources. We have planned a sports day and a trip to Canberra planned for later in term 4.

Rotary Award's

Eagles were once again afforded the opportunity to award some of our students with Rotary Certificates for Excellence. Congratulations to Laura Dominello, Blake Longmuir and Connor Longmuir for your excellent academic results but also the personal development that you showed, making you worthy of the award and the recognition that goes with it.

Scholarship

One of our HSC students Justine, was awarded a scholarship early in 2014 to assist her with her study. Justine is a young mother of a two year old daughter and has near perfect attendance which is a tribute to her. She has shown great commitment and determination to improve her future prospects by continuing study and ensuring a good life for herself and her daughter.

A special thankyou to the OTEN TAFE outreach department for their support in the process. Wallace, Sue and the team at TAFE have been ever so supportive as always.

The Future


2014 has already been a success at the time of writing this report. We will have a few disruptions to our service delivery in term 4 as we look to secure the future of Eagles Education Programmes. The Youth Connections programme which has been our primary funding source for the past 4 years, has ceased and with no replacement programme from either government, we are looking at alternative options.

We have already had several meetings with relevant MP's and other stakeholders in the wellbeing of our youth. The future is uncertain, but we have faced these challenges before and overcome them, this time will be no different.

We have many supporters and from my point of view I would like to use this opportunity to acknowledge the great help we continue to receive from the following organisations:-

- Blacktown City Council
- OTEN TAFE
- Blacktown Rotary Club
- Mt Kuringai Rotary Club

Scott Dent
School Coordinator



**EAGLES RAPS INC.
FINANCIAL REPORTS
FOR THE YEAR ENDED
30 JUNE 2014**

COMMITTEE'S REPORT

Your committee members submit the financial statements of Eagles RAPS Inc. for the financial year ended 30 June 2014.

COMMITTEE MEMBERS

The names of committee members throughout the year and at the date of this report are:

Marten Wynd
Mark Dent
Stephen Gummerson

Robyn Moir
Cathy Dent
Sally Wynd

Benjamin Hourn
Scott Dent

PRINCIPAL ACTIVITIES

The Principal Activities of the association during the financial year was to act as a suicide prevention agency.

SIGNIFICANT CHANGES


No significant change in the nature of these activities occurred during the year.

OPERATING RESULT


The Loss from ordinary activities amounted to

\$11,777.93

Signed in accordance with a resolution of the Members of the Committee.


.....
M. WYND - PRESIDENT


.....
B. HOURN - SECRETARY


.....
M. DENT - ACTING FINANCE MANAGER

EAGLES RAPS INC.
INCOME AND EXPENDITURE STATEMENT
FOR THE YEAR ENDED 30 JUNE 2014

2013		Note	2014
\$			\$
	INCOME	1	
140.88	Discount Received		<u>141.74</u>
2,106.00	Gifts		21,633.00
200,000.00	Grants		200,000.00
1,478.41	Interest		1,719.90
80.00	Membership Fees		40.00
1,581.82	FBT Employee Contribution		2,400.00
2,788.02	Miscellaneous Income		0.00
<u>208,175.13</u>	Total Income		<u>225,934.64</u>
	COST OF GOODS SOLD		
0.00	Opening Stock		0.00
0.00	Plus Purchases		0.00
<u>0.00</u>			<u>0.00</u>
0.00	Less Closing Stock		0.00
<u>0.00</u>			<u>0.00</u>
<u>208,175.13</u>	Gross Profit		<u>225,934.64</u>

The accompanying notes form part of these financial statements.

EAGLES RAPS INC.
INCOME AND EXPENDITURE STATEMENT
FOR THE YEAR ENDED 30 JUNE 2014

2013		Note	2014
\$			\$
	EXPENDITURE		
	Total Service Expenses		
2,600.00	Direct Services		635.00
	Distance Education Expenses		
7.73	Cleaning	78.67	
0.00	Computer Software & Access.	970.72	
478.43	Consumables	656.67	
9,135.00	Enrolment Fees	8,259.50	
1,544.82	Internet Usage	1,526.16	
115.50	Postage	76.05	
1,274.27	Printing	1,205.74	
0.00	Reference Material	195.89	
59.09	Repairs & Maintenance	64.46	
1,238.85	Special Events	752.13	
4,559.92	Stationery	1,979.63	
3,103.64	Telephone	3,009.27	
3,533.87	Travel	1,921.87	
145,139.48	Wages & Salaries – DE	139,188.05	
12,934.46	Superannuation Expense – DE	12,598.20	
-2,152.87	Annual Leave (Provision)	2,144.27	
-4674.74	Long Service Leave (Provision)	2,866.54	
-402.43	Leave Loading Provision	490.79	
314.89	Misc. Expenses	28.53	
<u>176,209.91</u>		<u>178,013.14</u>	

The accompanying notes form part of these financial statements.

EAGLES RAPS INC.
INCOME AND EXPENDITURE STATEMENT
FOR THE YEAR ENDED 30 JUNE 2014

2013		Note	2014
\$			\$
<u>178,809.91</u>	Repairs & Maint. Youth Centre		<u>18.22</u>
			178,666.36
	Total Administration Expenses		
1,800.00	Audit Fees		1,800.00
	Computer Software & Accessories – Admin.		134.55
5,870.07	Depreciation – Equipment	5,531.17	
397.75	Depreciation – Furn & Fixt	345.89	
3,361.85	Depreciation – Motor Vehicle	2,454.81	
<u>9,629.67</u>			8,331.87
	Employment Expenses		
1,470.56	Wages & Salaries	5,716.80	
132.34	Superannuation Expense	528.81	
<u>1,602.90</u>			6,245.61
	Equipment – Written Off		
390.68	Equip. Other – Written off	159.36	
0.00	Furn. & Fixt. – Written off	1.89	
<u>390.68</u>			161.25
	Insurance		
3,280.66	Vehicle	1,134.83	
1,422.67	Public Liability	1,363.15	
1,375.78	Professional Indemnity	1,162.93	
4,576.98	Worker's Compensation	4,586.70	
<u>10,656.09</u>			8,247.61
0.00	Loss on Disposal of Asset		1,862.00
90.00	Postage		101.82
279.03	Rent		263.55
72.73	Repairs & Maintenance - Admin		0.00

The accompanying notes form part of these financial statements

EAGLES RAPS INC.

**INCOME AND EXPENDITURE STATEMENT
FOR THE YEAR ENDED 30 JUNE 2014**

2013			2014
144.53	Special Events – Admin.		180.82
681.70	Stationery – Admin		22.23
202.22	Statutory Fees		196.16
870.91	Subscriptions & Publications		786.36
1,383.42	Telephone		906.95
50.00	Training		620.00
	Utilities:		
1,280.01	Electricity	1,292.98	1,292.98
	Vehicle Expenses		
1,202.91	Registration	1,045.58	
2,241.63	Repairs & Maintenance	600.46	
1,581.82	Fuel	2,540.91	4,186.95
40.91	Miscellaneous Expenses		110.33
<u>34,201.16</u>			<u>35,451.04</u>
	Total Financial Expenses		
19.95	Bank Charges		37.92
	Interest Expense		1.39
<u>19.95</u>			<u>39.31</u>
<u>213,031.02</u>	TOTAL EXPENSES		<u>214,156.71</u>
<u>-4,855.89</u>	Surplus/Deficit from Ordinary Activities		<u>11,777.93</u>

The accompanying notes form part of these financial statements.

EAGLES RAPS INC.

INCOME AND EXPENDITURE STATEMENT
FOR THE YEAR ENDED 30 JUNE 2014

2013		Note	2014
\$			\$
36,749.73	ACCUMULATED SURPLUS AT THE BEGINNING OF THE FINANCIAL YEAR		31,893.84
-4,855.89	PROFIT/LOSS FROM ORDINARY ACTIVITIES		11,777.93
31,893.84	ACCUMULATED SURPLUS AT THE END OF THE FINANCIAL YEAR		43,671.77

The accompanying notes form part of these financial statements.

EAGLES RAPS INC

BALANCE SHEET AS AT 30 JUNE 2014

2013		Note	2014
\$			\$
	CURRENT ASSETS		
11,266.42	Cash at Bank – CBA General Account		9,220.09
3,170.00	Cash at Bank – Bendigo Project Account		23,719.79
33,745.50	Cash at Bank – Bendigo Salaries		4,903.17
1,772.70	Cash at Bank – Gift Account		3,405.90
10,097.81	Cash at Bank – Youth Connections Account		3,145.60
7,214.15	Prepaid Expenses		6,419.74
0.00	Debtors		55,000.00
<u>67,266.58</u>	TOTAL CURRENT ASSETS		<u>105,814.29</u>
	NON-CURRENT ASSETS		
19,906.43	Fixed Assets		10,057.86
26,582.07	Loan – M & S Wynd		17,820.22
<u>46,488.50</u>	TOTAL NON-CURRENT ASSETS		<u>27,878.08</u>
<u>73,294.79</u>	TOTAL ASSETS		<u>133,692.37</u>
	CURRENT LIABILITIES		
81,861.24	Creditors and Accruals		90,020.60
<u>81,861.24</u>	TOTAL CURRENT LIABILITIES		<u>90,020.60</u>
	NON-CURRENT LIABILITIES		
0.00	Long Term Liabilities		0.00
<u>0.00</u>	TOTAL NON-CURRENT LIABILITIES		<u>0.00</u>
<u>81,861.24</u>	TOTAL LIABILITIES		<u>90,020.60</u>
<u>31,893.84</u>	NET ASSETS		<u>43,671.77</u>
	MEMBER'S FUNDS		
36,749.73	Accumulated Surplus/Retained Profits		31,893.84
-4,855.89	Surplus/Deficit		11,777.93
<u>31,893.84</u>	TOTAL MEMBER'S FUNDS		<u>43,671.77</u>

The accompanying notes form part of these financial statements.

EAGLES RAPS INC.

Statement of Financial Performance for the year ended 30 June 2014		
	Note	2014
		\$
Revenues	1	225,934.64
Cost of Goods Sold		0.00
Gross Profit		225,934.64
Expenses classified by functional activity		
Youth Centre		18.22
Distance Education Centre		178,013.14
Client Support		635.00
Fund Raising		0.00
Administration		35,488.96
Interest		1.39
		214,156.71
Surplus from ordinary activities		11,777.93

Total Service Expenses	178,809.91	178,666.36	18.22	178,013.14	635.00	0.00	0.00	0.00	0.00	0.00
Fund Raising Expenses										
Doonside Festival	561.45	0.00								
Total Fund Raising Expenses	561.45	0.00	0.00	0.00	0.00	0.00	0.00	0.00	0.00	0.00
Administration Expenses										
Audit Fees	1,800.00	1,800.00								
Computer Software & Acc. Admin	0.00	134.55								1,800.00
Depreciation - Equipment	5,870.07	5,531.17								134.55
Depreciation - Furn. & Fixtures	397.75	345.89								5,531.17
Depreciation - Motor Vehicle	3,361.85	2,454.81								345.89
Employment Expenses										2,454.81
Wages and Salaries	1,470.56	5,716.80								5,716.80
Superannuation Expense	132.34	528.81								528.81
Assets Written Off										
Equip. Written Off	390.68	159.36								159.36
Furn. & Fixt Written Off	0.00	1.89								1.89
Insurance										
Vehicle										
Public Liability	3,280.66	1,134.83								1,134.83
Professional Indemnity	1,422.67	1,363.15								1,363.15
Worker's Compensation	1,375.78	1,162.93								1,162.93
Loss on Disposal of Asset	4,576.98	4,586.70								4,586.70
Postage	0.00	1,862.00								1,862.00
Rent	90.00	101.82								101.82
Repairs & Maintenance - Admin	279.03	263.55								263.55
Special Events - Admin	72.73	0.00								0.00
Stationery	144.53	180.82								180.82
Statutory Fees	681.70	22.23								22.23
Subscriptions & Publications	202.22	196.16								196.16
Telephone	870.91	786.36								786.36
	1,383.42	906.95								906.95

EAGLES RAPS INC

NOTES TO AND FORMING PART OF THE FINANCIAL STATEMENTS FOR THE YEAR ENDED 30 JUNE 2014

Statement of Cash Flows for the year ended 30 June 2014	
Note	2014 \$ Inflow (Outflow)
Cash flows from operating activities	
Cash receipts in the course of operations	189,654.63
Cash payments in the course of operations	-215,215.66
Interest Received	1,719.90
Interest Paid	-1.39
Net cash provided by operating activities	-23,842.52
Cash flows from investing activities	
Proceeds from sale of equipment	200.00
Purchase of equipment	-777.21
Net cash used by investing activities	-577.21
Cash flows from financial activities	
Cash receipts from loans	8,761.85
Cash payments to loans	0.00
Net cash provided by financial activities	8,761.85
Net increase in cash and cash equivalents	-15,657.88
Cash and cash equivalents at the beginning of the financial year	60,052.43
Cash and cash equivalents at the end of the financial year	44,394.55
Notes to the Statement of Cash Flows	
A. Reconciliation of cash flows from operating activities with Operating surplus	
Operating surplus	11,777.93
Non-cash flows in operating surplus	
Depreciation Motor Vehicle	2,454.81
Depreciation Furniture & Fixtures	345.89
Depreciation Equipment	5,531.17
Equipment Written off	159.36
Furniture & Fixtures Written off	1.89
Net Loss on Sale of Vehicle	1,862.00
GST on investing items	70.66
Changes in assets and liabilities	
Net increase in provision for Employee Entitlements	5,617.15
Increase in current Debtors	-55,000.00
Decrease in Prepaid Expenses	794.41
Decrease in Creditors including GST liabilities	-882.26
Increase in Accrued Expenses	3,424.47
Net cash provided by operating activities	-23,842.52
B. Reconciliation of cash	
Cash at the end of the financial year is shown in the balance sheet as:	
Total cash on hand	44,394.55
Cash and cash equivalents at the end of the financial year	44,394.55

EAGLES RAPS INC

NOTES TO AND FORMING PART OF THE FINANCIAL STATEMENTS FOR THE YEAR ENDED 30 JUNE 2014

INCOME AND EXPENDITURE OF YOUTH CONNECTIONS FUNDING BLACKTOWN REGION 08 for the period ending 30 June 2014

	Dr	Cr
Opening Balance		10,097.81
Equipment At Cost	706.55	
GST Clearing	4,689.35	
Discount Received		137.19
Grants – (\$50,000.00 received in advance 2012-13)		150,000.00
Interest Income		0.76
Direct Services (Client Support)	135.00	
Cleaning – DE	78.67	
Computer Software and Accessories – DE	970.72	
Consumables – DE	709.40	
Enrolment Fees – DE	8,259.50	
Internet Usage – DE	1,462.57	
Postage – DE	76.05	
Printing – DE	1,354.31	
Reference Material – DE	195.89	
Repairs & Maintenance – DE	64.46	
Special Events – DE	650.13	
Stationery – DE	2,409.78	
Telephone – DE	2,846.83	
Travel – DE	1,911.87	
Wages & Salaries – DE (Wages, Salaries & On-costs – including \$33,745.50 moved to Salaries in advance for period July - September)	122,738.94	
Miscellaneous Expenses – DE	28.53	
Repairs & Maintenance Youth Centre	18.22	
Insurance – Public Liability	1,400.00	
Insurance – Professional Indemnity	1,190.91	
Insurance – Workers Compensation	3,246.99	
Stationery – Admin	328.49	
Telephone – Admin	828.68	
Utilities – Electricity	682.14	
Vehicle – Fuel	70.91	
Bank Charges	35.04	
Rounding	0.23	
	157,090.16	160,235.76
Closing Balance as per Ledger		<u>3,145.60</u>

EAGLES RAPS INC

NOTES TO AND FORMING PART OF THE FINANCIAL STATEMENTS FOR THE YEAR ENDED 30 JUNE 2014

Note 1: Statement of Significant Accounting Policies

This financial report is a special purpose financial report prepared in order to satisfy the financial reporting requirements of the *Associations Incorporation Act NSW*. The committee has determined that the association is not a reporting entity.

The financial report has been prepared in accordance with the requirements of the *Associations Incorporation Act NSW*, the *NSW Charitable Fundraising Act and Regulations* and the following Australian Accounting Standards:

AAS 3	Accounting for Income Tax
AAS 5	Materiality
AAS 8	Events Occurring After Reporting Date
AAS 17	Accounting for Leases

No other Australian Accounting Standards, Urgent Issued Group Consensus View or other authoritative pronouncements of the Australian Accounting Standards Board have been applied.

The financial report has been prepared on an accruals basis and is based on historic costs and does not take into account changing money values, or except where specifically stated, current valuations of non-current assets.

The following material accounting policy, which is consistent with the previous period unless otherwise stated, has been adopted in the preparation of this financial report.

Fixed Assets

All Assets including Motor Vehicles, Furniture and Fittings and Equipment are carried at cost, less, where applicable, any accumulated depreciation. Fixed Assets have decreased slightly, which is due primarily to depreciation and writing off of some small items.

The depreciable amount of all fixed assets are depreciated over the useful lives of the assets to the association commencing from the time the asset is held ready for use.

Fixed Assets

	<u>2014</u>	<u>2013</u>
Motor Vehicles	13,609.09	16,809.09
Less accumulated depreciation	<u>11,302.69</u>	<u>9,985.88</u>
	2,306.40	6,823.21
Furniture & Fixtures	7,544.19	8,696.28
Less accumulated depreciation	<u>7,024.22</u>	<u>7,828.53</u>
	519.97	867.75
Equipment – Other	58,505.88	63,677.24
Less accumulated depreciation	<u>51,274.39</u>	<u>51,461.77</u>
	7,231.49	12,215.47

Revenue

Revenue from the sale of goods is recognised upon the delivery of the goods to clients. Interest revenue is recognised as received. Revenue from the rendering of a service is recognised upon the delivery of the service to the client. Government grants are recognised in the period to which the funding agreement relates. All revenue is stated net of the amount of GST.

Disposal of Surplus

Annual surplus: Rule No 42 of the Association's Constitution prohibits the distribution of any surplus to Members. All income must be applied solely towards the promotion of the objects of the Association.

Surplus on liquidation: As required by the *Charitable Fundraising Act 1991*, the *Income Tax Assessment Act 1997* and the *Tax Ruling TR2000/12* and Rule No. 43 of the Constitution, any assets remaining upon the winding up of the Association must be applied to the objects or purposes for which they were raised.

Restricted/Unrestricted Funds

Restricted Funds are funds received or reserves held that must be spent on the purpose for which they were received or are held. They comprise:

- Government funding and related interest that must be spent in accordance with the terms of a funding agreement.
- Donations and bequests where the donor indicates a preference for the use to which the funds are to be used.
- Donations received in response to specific purpose appeals.
- Provisions for statutory entitlements due to employees.

The Association received \$150,000.00 in grants from Marist Youth Care for partnership in the delivery of The Department of Education, Employment and Workplace Relations Youth Connections programme. All of these funds are restricted to the Education Programme and administration required to deliver the education programme.

All other funds are unrestricted in that the management committee has discretion to spend them on purposes for which the charity is established.

Taxes

Income Tax: Under the New Tax System, the Association was endorsed on 1 July 2000 by the ATO as an income tax exempt charity.

Capital Gains Tax: the Association, as a public benevolent institution, is exempt from capital gains tax under Section 50-5 *Income Tax Assessment Act 1997*.

Stamp Duties and charges: The Association, as a public benevolent institution and the holder of an Authority to Fundraise under the *Charitable Fundraising Act 1991* has a general exemption from paying stamp duty and charges under Section 275 of the *NSW Duties Act 1997*.

Goods and services tax: The Association, as a public benevolent institution is registered for the goods and services tax (GST) applicable from 1 July 2000. The tax is paid on revenues from competitive commercial activities and sponsorship. Most input taxes charged are credited except for expenses related to non-creditable transactions. Note 4, revenues, costs and assets are recognised net of the amount of GST except:

- i) where the amount of GST incurred is not recoverable from the ATO, it is recognised as part of the cost of acquisition of an asset or as part of an item of cost; or
- ii) for receivables and payables which are recognised inclusive of GST.

The net amount of GST recoverable from, or payable to, the ATO is included as part of receivables or payables.

Fundraising Activities

Charitable Fundraising Act 1991: this Act and supporting Charitable Fundraising Regulation prescribe the manner in which fundraising appeals are conducted, controlled and reported in NSW. The amounts shown in Note 18 are in accordance with Authority Condition 7, which is issued to the Association under section 19 of the Act.

Donations: are returned as income as and only when received at the Association's administration offices or deposited to the Association's bank account.

Costs of fundraising: costs used in Note 18 include all direct fundraising costs in accordance with the Act. The inclusion of indirect costs is discretionary but the management committee has chosen not to include these as fundraising costs. Indirect costs excluded, include overheads such as cost apportionment of rent, light and power, and insurance. Exclusion of the indirect costs decreases the cost of fundraising and increases the margins from fundraising shown in Note 18.

Education cost allocation: all fundraising activities are structured for dual purposes; to raise funds for expenditure on various services and to educate target groups, the Association and the services provided by the Association, which are themselves services. 20% of all fundraising money is transferred to the Project account for the purposes of education and other programmes.

Member's Cost allocations: no costs were attributed to Members.

Donor acquisition: no costs associated with donor acquisition are charged against fundraising income.

General fundraising: Costs charged to general fundraising relate to the planning and development of fundraising activities. Revenue from unsolicited donations is credited to the Gift account and only solicited donations are credited to fund-raising revenue.

DONATED SERVICES

Various services are donated to the Association. No assessment of the value of those services is included in the accounts.

EAGLES RAPS INC.
NOTES TO AND FORMING PART OF THE FINANCIAL STATEMENTS
FOR THE YEAR ENDED 30 JUNE 2014

Note 2: Revenue

	Unrestricted Funds \$	Restricted Funds \$	2014	2013
Operating Activities				
Major Gifts	21,633.00		21,633.00	2,106.00
Grants		200,000.00	200,000.00	200,000.00
Minor Interest Income	1,719.90		1,719.90	1,478.41
Discount Received	141.74		141.74	140.88
Membership Fees	40.00		40.00	80.00
	23,534.64	200,000.00	223,534.64	206,646.04
Non-Operating Activities				
FBT Employee Contribution	2,400.00		2,400.00	
	25,734.64	200,000.00	225,934.64	206,646.04

Note 3: Surplus from Ordinary activities

Operating surplus from ordinary activities has been determined after

	Unrestricted Funds \$	Restricted Funds \$	2014
Costs			
Depreciation of non-current assets			
Motor vehicles	2,454.81		2,454.81
Equipment	5,531.17		5,531.17
Furniture & Fixtures	345.89		345.89
Total Depreciation	8,331.87		8,331.87
Equipment Written Off	159.36		390.68
Furniture & Fixtures Written Off	1.89		1.89
Payment to auditors		1,800.00	1,800.00
Rental expense		263.55	263.55
Revenue and net gains			
Interest	1,719.14	0.76	1,719.90

EAGLES RAPS INC.
NOTES TO AND FORMING PART OF THE FINANCIAL STATEMENTS
FOR THE YEAR ENDED 30 JUNE 2014

Note 4: Cash Assets

	Unrestricted Funds \$	Restricted Funds \$	2014
Cash at bank			
CBA - General account	9,220.09		9,220.09
Bendigo Bank - Project account	23,719.79		23,719.79
Bendigo Bank - Payroll Cheque a/c – Salaries		4,903.17	4,903.17
CBA - Gift account	3,405.90	0	3,405.90
CBA - Youth Connections		3,145.60	3,145.60
	36,345.78	8,048.77	44,394.55

Note 5: Receivables

	Unrestricted Funds \$	Restricted Funds \$	2014
Sundry Debtors			
	-	55,000.00	55,000.00
	-	55,000.00	55,000.00

Note 6: Other Financial Assets

	Unrestricted Funds \$	Restricted Funds \$	2014
Nil			

Note 7: Other Assets (Prepayments)

	Unrestricted Funds \$	Restricted Funds \$	2014
Prepaid Expenses			
Internet Usage		93.26	93.26
Printing		19.07	19.07
Car Insurance	1,375.13		1,375.13
Public Liability Insurance		1,156.05	1,156.05
Worker's Compensation		2,277.97	2,277.97
Professional Indemnity Insurance		983.40	983.40
Rent	149.45		149.45
Vehicle Registration	365.41		365.41
	1,889.99	4,529.75	6,419.74

EAGLES RAPS INC.
NOTES TO AND FORMING PART OF THE FINANCIAL STATEMENTS
FOR THE YEAR ENDED 30 JUNE 2014

Note 8: Property, Equipment and Motor Vehicles

	Unrestricted Funds \$	Restricted Funds \$	2014
Non-current			
Motor Vehicles			
Toyota Camry Sedan	9,090.91		9,090.91
Less: Accumulated Depreciation	-9,090.91		-9,090.91
Box Trailer	518.18		518.18
Less: Accumulated Depreciation	-421.05		-421.05
Toyota Bus	4,000.00		4,000.00
Less: Accumulated Depreciation	-1,790.73		-1,790.73
Total Motor Vehicles	2,306.40		2,306.40
Furniture & Fixtures	7,544.19		7,544.19
Less: Accumulated Depreciation	-7,024.22		-7,024.22
Total Furniture & Fixtures	519.97		519.97
Equipment Other – At Cost	58,505.88		58,505.88
Less Accumulated Depreciation	-51,274.39		-51,274.39
Total Equipment Other	7,231.49		7,231.49
Total Property, Equipment & Motor Vehicles	10,057.86		19,906.43

Movements in carrying amounts

	Motor Vehicles	Furniture & Fittings	Equipment Other
Balance at beginning of year	6,823.21	867.75	12,215.47
Additions	0.00	0.00	706.55
Disposals	-2,062.00	-1.89	-159.36
Accumulated Depreciation	-2,454.81	-345.89	-5,531.17
Carrying amount at end of year	2,306.40	519.97	7,231.49

Note 9: Financial Instruments

No particulars required.

Note 10: Payables

	Unrestricted Funds \$	Restricted Funds \$	2014
Sundry Creditors		69.95	69.95
GST Liabilities	4,840.98		4,840.98
Payroll Liabilities		30,200.03	30,200.03
Accrued Expenses	4,909.64		4,909.64
Income in Advance		50,000.00	50,000.00
	9,750.62	80,269.98	90,020.60

EAGLES RAPS INC.
NOTES TO AND FORMING PART OF THE FINANCIAL STATEMENTS
FOR THE YEAR ENDED 30 JUNE 2014

Note 11: Provisions

	Unrestricted Funds \$	Restricted Funds \$	2014
Provision for Leave	24,307.62		24,307.62
	24,307.62		24,307.62

Note 12: Other Liabilities

	Unrestricted Funds \$	Restricted Funds \$	2014
Nil			

Note 13: Allocated Reserves

	Balance 30 June 2014	Net movement in Reserves
Nil		

Note 14: Accumulated funds

	Balance 30 June 2014
Accumulated funds for year ended 30 June 2013	
Accumulated funds at the beginning of the year	31,893.84
Operating profit	11,777.93
Accumulated funds at the end of the financial year	43,671.77

EAGLES RAPS INC.
NOTES TO AND FORMING PART OF THE FINANCIAL STATEMENTS
FOR THE YEAR ENDED 30 JUNE 2014

Note 15: Leases

	Unrestricted Funds \$	Restricted Funds \$	2014
ERYC's Youth Centre			
Payable Not later than 1 year	263.55		263.55
	263.55		263.55

Note 16: Interest Income

	Unrestricted Funds \$	Restricted Funds \$	2014
Interest Income			
Trading Accounts			
General Account	1,169.15		1,169.15
Project Account	79.54		79.54
Salaries	470.25		470.25
Gift Account	0.20		0.20
Youth Connections		0.76	0.76
	1,719.14	0.76	1,719.90

Note 17: Insurance Cover

	Unrestricted Funds \$	Restricted Funds \$	2014
Insurance premiums paid			
Motor Vehicle Insurance	1,134.83		1,134.83
Public Liability Insurance	1,363.15		1,363.15
Professional Indemnity Insurance	1,162.93		1,162.93
Worker's Compensation		4,586.70	4,586.70
	3,660.91	4,586.70	8,247.61

Note 18: Related Parties

The names of the office-bearers who have held office during the financial year are: M Wynd, M Dent, R Moir and B Hourn.

A loan of \$45,000.00 was granted from the Association to Marten and Sally Wynd on 3 June 2010 to assist in the purchase of a property which will provide residence for them as well as permanent offices for the Association. Terms of the loan were: 8 year loan period, 5% interest charged daily and payable monthly. During the period of the loan the Association would not be required to pay rent for its share of the premises. Balance of the loan outstanding at 30 June 2014 is \$17,820.22.

EAGLES RAPS INC.
NOTES TO AND FORMING PART OF THE FINANCIAL STATEMENTS
FOR THE YEAR ENDED 30 JUNE 2014

Note 19: Fundraising Appeals

Details of aggregate gross income and total expenses in fundraising appeals

	Unrestricted Funds \$	Restricted Funds \$	2014	2013
Details of aggregate gross income and total expenses in fundraising appeals				
Gross proceeds from fundraising appeals			0.00	0.00
Less: Total costs of fundraising			0.00	0.00
Net surplus from fundraising			0.00	0.00

Information on material matters

Gross results, and the results of all appeals achieved the target returns under the *Charitable Fundraising Act*. The Annual Report discusses the operating facts, performance and strategies.

Application of funds for charitable purposes

During the year the Association did not carry out any fundraising activities defined under the Charitable Fundraising Act, but received \$2,600.00 in gifts. All of these funds were expended on direct client support.

The Detailed Statement of Financial Performance details the expenditure.

There were no fundraising appeals as classified by the *Charitable Fundraising Act* conducted during the financial year.

EAGLES RAPS INC.
NOTES TO AND FORMING PART OF THE FINANCIAL STATEMENTS
FOR THE YEAR ENDED 30 JUNE 2014

Gross comparisons

A divided by B	A	B	Surplus	2014
	\$	\$	\$	%
Total cost of fundraising/Gross proceeds from fundraising	0.00	0.00	0.00	0.00
Net surplus from fundraising/Gross proceeds from fundraising	0.00	0.00	0.00	0.00
Total cost of services/Total expenditure	0.00	0.00	0.00	0.00
Total cost of services/Total Income received	0.00	0.00	0.00	0.00

Specific appeal comparisons (Total cost/Gross proceeds)
 No fundraising appeals were held in the financial year.

Note 20: Members

	Unrestricted Funds \$	Restricted Funds \$	2014	2013
Members				
Donations by members			0.00	0.00
Net surplus from fundraising			0.00	0.00

Note 20: Directors' and employees remuneration

Staff are employed on individual management contracts, and under awards. Superannuation is paid in accordance with awards, management contracts or the superannuation guarantee legislation. Throughout the year the association employed eight people, three full-time and five part-time.

The number of contract and award employees whose total actual remuneration including superannuation fell within the following bands.


	2014	2013
\$0.00 to \$20,000	1	
\$20,001 to \$40,000		
\$40,001 to \$60,000		
\$60,000 to \$80,000	2	2
Total number of Employees	3	2
Total remuneration to these employees	\$144,904.90	\$145,139.48

**EAGLES RAPS INC.
DECLARATION BY PRESIDENT AND PUBLIC OFFICER
IN RESPECT OF FUNDRAISING APPEALS**

Declaration by the president of the governing body

I, Marten Wynd, President and Public Officer of Eagles RAPS Inc. declare that in my opinion:

- a) the accounts give a true and fair view of all income and expenditure of Eagles RAPS Inc. with respect to fundraising appeals; and
- b) the balance sheet gives a true and fair view of the state of affairs with respect to fundraising appeals; and
- c) the provision of the *Charitable Fundraising Act 1991* and the regulations under that *Act* and the conditions attached to the authority have been complied with;
- d) the internal controls exercised by Eagles RAPS Inc. are appropriate and effective in accounting for all income received.


.....
MARTEN WYND – Public Officer & President

Dated this 20th day of November 2014

EAGLES RAPS INC
STATEMENT BY MEMBERS OF THE COMMITTEE


The committee has determined that the association is not a reporting entity and that this special purpose financial report should be prepared in accordance with the policies outlined in The Statement of Significant Accounting Policies in the Notes To and Forming Part of the Accounts in the financial statements.


In the opinion of the Committee, the financial report as set out on these pages:

1. presents fairly the financial position of Eagles RAPS Inc. as at 30 June 2014 and its performance for the year ended on that date.
2. At the date of this statement, there are reasonable grounds to believe that Eagles RAPS Inc, will be able to pay its debts as and when they fall due.

This statement is made in accordance with a resolution of the Committee and is signed for and on behalf of the Committee by:


.....
M. WYND - PRESIDENT


.....
B HOURN - SECRETARY


.....
M. DENT - FINANCE MANAGER

Dated this 20th day of November 2014

EAGLES RAPS INC.
INDEPENDENT AUDIT REPORT TO THE MEMBERS
OF EAGLES RAPS INC.

Scope

We have audited the financial report, being a special purpose financial report of Eagles RAPS Inc. for the year ended 30 June 2014 as set out on pages 2 to 25. The committee is responsible for the financial report and has determined that the accounting policies used and described in Note 1 to the financial statements which form part of the financial report, are appropriate to meet the requirements of the Associations Incorporation Act NSW and are appropriate to meet the needs of the members. We have conducted an independent audit of this financial report in order to express an opinion on it to the members of Eagles RAPS Inc. No opinion is expressed as to whether the accounting policies used are appropriate to the needs of the members.

The financial report has been prepared for the purpose of fulfilling the requirements of the Associations Incorporation Act NSW. We disclaim any assumption of responsibility for any reliance on this report or on the financial report to which it relates to any person other than the members, or for any purpose other than that for which it was prepared.

Our audit has been conducted in accordance with Australian Auditing Standards to provide reasonable assurance whether the financial report is free of material misstatement. Our procedures included examination, on a test basis, of evidence supporting the amounts and other disclosures in the financial report and the evaluation of significant accounting estimates. These procedures have been undertaken to form an opinion whether, in all material respect, the financial report is presented fairly in accordance with the accounting policies described in Note 1, so as to present a view which is consistent with our understanding of the Association's financial position and performance as represented by the results of its operations and its cash flows. These policies do not require the application of all Australian Accounting Standards and other mandatory professional reporting requirements in Australia.

The audit opinion expressed in this report has been formed on the above basis.

Qualification


It is not practical for the committee to establish control over fund raising activities prior to their initial entry in the accounting records, nor is it practical to circularise possible contributors to confirm that all such monies have been received and recorded. The examination relating to fund raising activities was, therefore, limited to the amounts recorded in the books of the committee and we have accepted such amounts as being the total revenue received from fund raising activities conducted by the committee.

EAGLES RAPS INC.
INDEPENDENT AUDIT REPORT TO THE MEMBERS
OF EAGLES RAPS INC.

Qualified Audit Opinion

In our opinion, subject to the above qualification, the financial report presents fairly in accordance with the accounting policies described in Note 1 to the financial report the financial position of Eagles RAPS Inc. as at 30 June 2014 and the results of its operations for the year then ended.

RNKL
Chartered Accountants



Andrew C. Hodgson

17th November, 2014

EAGLES RAPS INC
CERTIFICATE BY MEMBERS OF THE COMMITTEE

I, Marten Wynd, of 341 Blaxlands Ridge Road, Blaxlands Ridge, New South Wales, I, Benjamin Hourn of 19 Mandoo Drive, Doonside, New South Wales, and I, Mark Dent of 7 Olwen Place, Quakers Hill, New South Wales, certify that:

- a) We are members of the committee of Eagles RAPS Inc.
- b) We attended the annual general meeting of the association held on 20th November 2014.
- c) We are authorised by the attached resolution of the committee, to sign this certificate.
- d) This annual report was submitted to the members of the association at its annual general meeting.


.....
M WYND - PRESIDENT


.....
B HOURN - SECRETATRY


.....
M. DENT - FINANCE MANAGER

Dated this 20th day of November 2014